

xXtreme elegance



 xXtreme™



xXtreme

June 1, 2011 Price List



1-800-598-7278
www.unisourceparts.com

Table of Contents

Fabrics and Finishes	0.2 - 0.3
Vertical Platforms	
Vertical Platforms Fixed	1.1 - 1.12
Vertical Platforms Stacking	1.13-1.21
Vertical Platform - Stack-On	1.22
Vertical Platform - Half Stack-On Kits	1.23
Vertical Door Platforms & Door Stack-On	1.24-1.26
Vertical Platform Faces	
Fabric Covered Tackable/Acoustic Faces	2.1
Painted Metal Faces	2.2
Painted Embossed Metal Faces	2.3
Painted/Fabric Metal Electrical & Voice/Data Faces	2.4
Textured Finish Faces	2.5
Glazed Faces	2.6
Open Pass Through Faces	2.7
Painted Metal Air Flow Faces	2.8
White Marker Faces	2.9
Accessory Rail Faces	2.9
Custom Laser Cut Faces	2.10
Corner Connectors, Trims & Misc.	
Corner Connector Kits	3.1
Vertical Platform Trims	3.2 - 3.3
Half Vertical Platform Attachment Bracket	3.4
Vertical Platform to Hard Wall Adapter	3.5
Off-Module Attachment Bracket	3.6
Horizontal Wall Rail System	3.7
Electrical Components	
Electrical Power Harness	4.1
Festoon Jumpers	4.1
Pass Thru Cables	4.2
Duplex Receptacles	4.2
Power Feeds, Base, Wall, Ceiling	4.3
Power Pole	4.3
New York & Chicago Electrical	4.3
Cable Hangers	4.4
Outlet Covers & Data Face Covers	4.4

Terms and Conditions of Sale are listed on the main Terms and Conditions page in the front of the catalog.
All Pricing is subject to UniSource Office Furniture Parts, Inc. terms of sale.

All prices are subject to change without notice. All orders are subject to prices in effect at the time of order. See Terms and Conditions page at the front of the catalog.

Floor to Ceiling Applications

Specification Information	5.1
Custom Stack-On Vert. Platforms	5.2
Custom Stack-On Vertical Platform Faces	5.2 - 5.3
Faces, Floor to Ceiling	5.4-5.5
Floor & Ceiling Channel Track	5.6
90 Degree Corner Connector Kits	5.6
Adj. Vertical Platform to Hard Wall Adapters	5.7
Floor to Ceiling Electrical	5.8

Horizontal Work Platforms

Rectangular	6.1 - 6.3
Rectangular Space Saver	6.5
Rectangular Angled	6.6
Rectangular Bow Front	6.7 - 6.8
Curver Corner	6.9 - 6.10
Bullet & Bullet w/Return	6.11 - 6.14
Half Moon	6.15
Quarter Round & Quarter Round Extended	6.15
Angled Bullet	6.16
Table & Counter Platforms	6.17 - 6.18
Design Your Own Platform	6.19
Horizontal Work Platform Supports	6.20 - 6.21
Bullet Base, Table Legs & Table Bases	6.21 - 6.23

Overhead Storage & Task Lights

Open Shelves	7.1
Flipper Door Cabinets	7.2-7.3
Wall Attachment Rails	7.3
Lighting	7.4

Accessories

Articulating Keyboards	8.1
CPU Holders	8.1
Pencil Drawer	8.1
Paper Management, Standard	8.2

Pedestals, Laterals & Storage Towers

Pedestals	9.1 - 9.2
Lateral Files	9.3
Storage Towers	9.4-9.5
Bookcases	9.4
Storage Cabinets	9.5

All Finishes on these two pages apply exclusively to the xXtreme Product. The finishes for other products are listed in the specific price pages for those products. These finishes are not available on all items. Please see the specific item page for details and applications.

FINISH AND TRIM MATRIX FOR XXTREME PRODUCTS ONLY

X-Must Specify
 O-Optional
 - Not Applicable
 BK-Black Only

Component	Frame	Trim Paint	xXphusion	Lam	Edge	Fabric	OPTIONAL
Vertical Platforms							
Frame Trim A	BK	X	-	-	-	-	-
Frame Trim B	BK	X	X	-	-	-	-
Frame Trim D	X	X	-	-	-	-	-
Connectors							
Connector Trim A	BK	X	-	-	-	-	-
Connector Trim B	BK	-	X	-	-	-	-
Connector Trim D	X	X	-	-	-	-	-
Wall Rail Trim A	BK	-	-	-	-	-	-
Wall Rail Trim D	-	X	-	-	-	-	-
Faces							
Fabric T/A	-	-	-	-	-	X	-
Painted	-	X	-	-	-	-	-
Painted Embossed	-	X	-	-	-	-	-
Voice/Data Paint	-	X	-	-	-	-	-
Voice/Data Fabric	-	BK	-	-	-	X	-
Textured	-	-	X	-	-	-	-
Glazed	-	X	-	-	-	-	Glass Type
Open Pass Thru	-	X	-	-	-	-	-
Air Flow	-	X	-	-	-	-	-
Marker Board	-	White Only	-	-	-	-	-
Accessory Rail	-	X	-	-	-	-	-
Laser Face Custom	-	X	-	-	-	X	-
Electrical							
Receptacles	-	BK	-	-	-	-	-
Pass Through	-	-	-	-	-	-	-
Power Entry	-	-	-	-	-	-	-
Power Poles	-	X	-	-	-	-	-
Worksurfaces							
Brackets Type A	BK	X	-	-	-	-	-
Brackets Type D	-	X	-	-	-	-	-
Legs/Bases	-	X	-	-	-	-	-
Top Comfort Edge	-	-	X	-	-	-	-
Top 3mm Edge	-	-	-	X	X	-	-
Storage							
Shelves Open	-	X	-	-	-	-	-
Flipper Door Painted	-	X	-	-	-	-	-
Flipper Door Fabric	-	X	-	-	-	X	-
Flipper Door Textured	-	X	X	-	-	-	-
Metal Flipper Units	-	X	-	-	-	-	-
Lights	-	BK	-	-	-	-	-
Pedestals/Files							
	-	X	-	-	-	-	-
Accessories							
	-	Black, Silver, Clear	-	-	-	-	-

Available Paint Finishes:

Color:	Color Description	Available on	Color Code	Available On
CE	Champagne Textured	All Products, except storage items	WCE	Storage Items, Smooth
MS	Moss Textured	All Products, except storage items	WMS	Storage Items, Smooth
MN	Midnight Textured	All Products, except storage items	WMN	Storage Items, Smooth
SA	Sedona Textured	All Products, except storage items	WSA	Storage Items, Smooth
ST	Storm Textured	All Products, except storage items	WST	Storage Items, Smooth
PE	Polar Ice Textured	All Products, except storage items	WPE	Storage Items, Smooth
TM	Titanium Textured	All Products, except storage items	WTM	Storage Items, Smooth
BU	Black Umber Smooth	All Products		
HT	Innertone Smooth	All Products		
LG	Light Grey Smooth	All Products		
LT	Light Tone Smooth	All Products		
MT	Medium Tone Smooth	All Products		

Prime Source



www.cfstinson.com

1-800-841-6279 M-F Eastern Time

All Prime Source products are available in the grades shown. These sample cards are not included in the Mirage/xXtreme binders, and may be ordered through our prime source supplier CF Stinson 1-800-841-6279 or on-line at www.cfstinson.com

NOTE: All Fabrics on xXtreme are applied Railroaded.

Please contact Customer Service at 1-800-598-7278 for information

Regarding COM Fabrics or specific fabric appearance due to direction. COM Fabrics are priced as Grade Q and are subject to approval, not all fabrics will work, fabrics less than 66" w are subject to rejection. Please contact Customer Service for additional assistance. Fabrics must be panel grade, vertically stable fabrics. COM Fabrics do not have a warranty.

	Grade Q	Grade 1-A	Grade 2-B	Grade 3-C	Grade 4-D
Patterns	Advantage	Axis Too	Acclaim	Asterisk	Celebration
Available	Prime	Genesis	Budget Blends	Brush Style	Linea
All Colors	VS	Reflectance	Counterpoint	Galaxy	Lumiere
			Crossweave	Isis	Raffioso
			Del Mar	Luther II	Shoji
			Encore	Mordezza	Tally
			Mira	Prism	
			Razzle	Sightline	
			Repetition	Spiro & Rev	
			Ringer	Terrain	
			Surface	Vertical Blends	
			Traffic		

ADDITIONAL PATTERNS ARE AVAILABLE: Please check the website and/or customer service for availability and pricing.

PLEASE NOTE: If you have a critical time shipment, please contact customer service with the specific color, pattern and pattern number, to check availability

LAMINATE, XXPHUSION OFFERINGS COMFORT EDGE

217	Maple
220	White Dust
221	Silver Streak
222	Mahogany
223	Auburn Pear
227	Classic Cherry
232	Pacific Walnut
233	Black
234	Solara Oak

EDGE BAND FOR 3mm EDGE LAMINATE TOPS

High Pressure Laminate-3mm Edge Only

These options are available only on 3mm Edge tops, They are not available on Comfort Edge or xXphusion Tops

**Note: Available on xXtreme 3mm PVC tops only. You must Specify the Edge Band

BU	Black Umber	LG	Light Grey
DT	Dark Tone	LT	Light Tone
HT	Innertone	MT	Medium Tone
HF	Innertone Light		

Featuring Wilsonart Laminates. All pricing is for STANDARD PRICING GRADES ONLY. Additional patterns are available contact customer service for pricing and availability. If you have a project that is time sensitive, please contact customer service to verify availability.

Solid Colors:	1503-60	Putty	D391-60	Cloud	D96-60	Shadow
	D30-60	Natural Almond	D337-60	Pebble	D91-60	Slate Grey
	D315-60	Platinum	D72-60	Featherston	D327-60	Pepperdust
	D439-60	Wallaby				

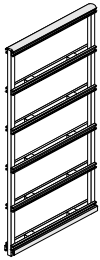
*****All other "The Standard" Line Solid Wilsonart Patterns see www.wilsonart.com, Standard pricing grade and finish coating -60 only

Patterns:	4608-60	Caldera Beige	4142-60	Grey Glace	4667-60	Green Tigris
	4633-60	Natural Nebula	4621-60	White Nebu	4674-60	Evening Tigris
	4630-60	Cloud Nebula	4166-60	Pampas	4622-60	Grey Nebula

*****All other "The Standard" Line Solid Wilsonart Patterns see www.wilsonart.com, Standard pricing grade and finish coating -60 only

Woodgrains:	7054-60	Wild Cherry	7061-60	Natural Pear	7908-60	Sanibel Maple
	7039-60	Windsor Mahogany	7888-60	Golden Oak	7290-60	Nepal Teak
	7919-60	Amber Cherry	7040A-60	Figured Mahogany		
	7909-60	Fusion Maple	7885T-60	English Oak		
	7911-60	Manitoba Maple	7110T-60	Montana Walnut		

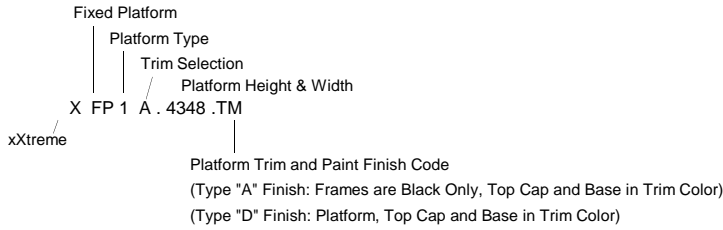
*****All other "The Standard" Line Solid Wilsonart Patterns see www.wilsonart.com, Standard pricing grade and finish coating -60 only



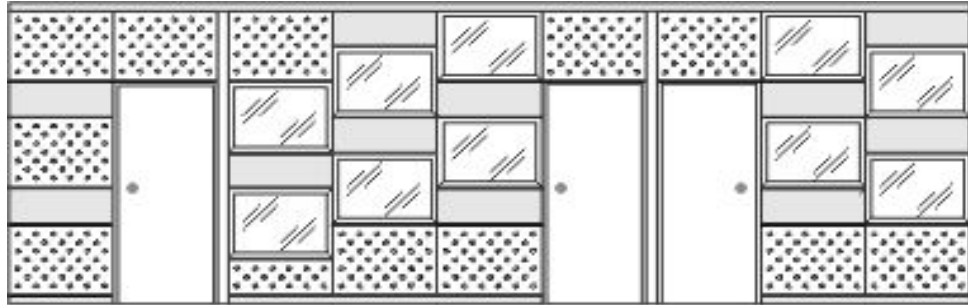
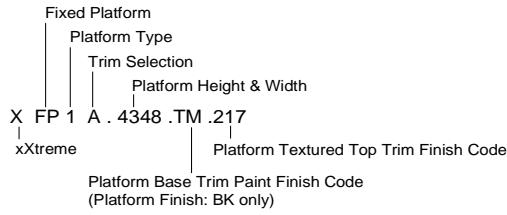
Standard Features

- ♦ All Vertical Platforms are stackable.
- ♦ Vertical Platforms include curved top cap and base kick plate.
- ♦ Vertical Platforms are available in eight widths - 18", 24", 30", 36", 42", 48", 54" & 60".
- ♦ Six standard platform heights available - 43", 56", 69", 82", 95" & 108".
- ♦ Stack-on Vertical Platforms are available in 13" and 26" heights.
- ♦ Stacked Vertical Platforms up to 69" in height shipped assembled.
- ♦ Lay-in voice/data & electrical cable distribution at all levels of the platform.
- ♦ Cabling may be routed both vertically and horizontally throughout the platform.
- ♦ Power entry and voice & data cabling may enter at any point along the base of the platform.
- ♦ 3 1/2" finished panel thickness (2 1/2" deep interior cavity)
- ♦ Straight line platform to platform connectors included.
- ♦ 3" adjustable leveling glides.
- ♦ Non-progressive platform-to-platform attachment.
- ♦ On and off-module attachment of Vertical Platforms, horizontal work platforms & upper storage.
- ♦ Vertical Platforms come with standard semi-flat black paint finish.
- ♦ Vertical Platforms are available **xXposed** in all standard textured paint finishes.

Model No.
Breakdown
Trim Type "A" & "D"



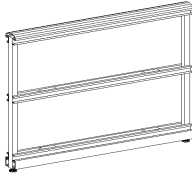
Model No.
Breakdown
Trim Type "B"



Note: Some Vertical Platforms may not allow for upper storage or horizontal work platform attachment or desk top access to voice/data and electrical plug-ins.

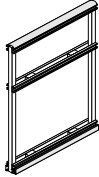
Vertical Platforms - 30" Fixed Base Vertical Platforms

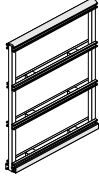
- A Black Frame - Metal Trim
- B Black Frame - xXphusion Top Cap & Painted Base Trim
- D xXposed Frame (Painted) - Metal Trim

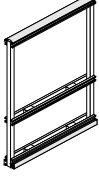
Description	Model No	Price			
		A	B	D	
Type "2" 30"H Fixed Base Vertical Platform					
	18"W	XFP2*.3018.++	\$199	\$268	\$229
	24"W	XFP2*.3024.++	\$230	\$301	\$265
	30"W	XFP2*.3030.++	\$256	\$331	\$293
	36"W	XFP2*.3036.++	\$271	\$350	\$311
	42"W	XFP2*.3042.++	\$287	\$372	\$331
	48"W	XFP2*.3048.++	\$308	\$397	\$355
	54"W	XFP2*.3054.++	\$317	\$408	\$365
	60"W	XFP2*.3060.++	\$333	\$427	\$383

* ADD TRIM TYPE
 + ADD FINISH CODE

- A Black Frame - Metal Trim
- B Black Frame - xXphusion Top Cap & Painted Base Trim
- D xXposed Frame (Painted) - Metal Trim

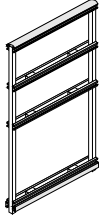
Description	Model No	Price			
		A	B	D	
Type "1"	43"H Fixed Base Vertical Platform				
	18"W	XFP1*.4318.++	\$199	\$268	\$229
	24"W	XFP1*.4324.++	\$230	\$312	\$265
	30"W	XFP1*.4330.++	\$256	\$331	\$293
	36"W	XFP1*.4336.++	\$271	\$350	\$311
	42"W	XFP1*.4342.++	\$287	\$372	\$331
	48"W	XFP1*.4348.++	\$308	\$397	\$355
	54"W	XFP1*.4354.++	\$317	\$408	\$365
	60"W	XFP1*.4360.++	\$333	\$427	\$383
		* ADD TRIM TYPE + ADD FINISH CODE			

Type "2"	43"H Fixed Base Vertical Platform				
	18"W	XFP2*.4318.++	\$235	\$302	\$271
	24"W	XFP2*.4324.++	\$276	\$348	\$318
	30"W	XFP2*.4330.++	\$305	\$382	\$354
	36"W	XFP2*.4336.++	\$324	\$407	\$374
	42"W	XFP2*.4342.++	\$346	\$433	\$399
	48"W	XFP2*.4348.++	\$372	\$461	\$426
	54"W	XFP2*.4354.++	\$384	\$477	\$443
	60"W	XFP2*.4360.++	\$405	\$501	\$466
		* ADD TRIM TYPE + ADD FINISH CODE			

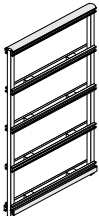
Type "3"	43"H Fixed Base Vertical Platform				
	18"W	XFP3*.4318.++	\$199	\$268	\$229
	24"W	XFP3*.4324.++	\$230	\$312	\$265
	30"W	XFP3*.4330.++	\$256	\$331	\$293
	36"W	XFP3*.4336.++	\$271	\$350	\$311
	42"W	XFP3*.4342.++	\$287	\$372	\$331
	48"W	XFP3*.4348.++	\$308	\$397	\$355
	54"W	XFP3*.4354.++	\$317	\$408	\$365
	60"W	XFP3*.4360.++	\$333	\$427	\$383
		* ADD TRIM TYPE + ADD FINISH CODE			

NOTE: Stack-on Vertical Platforms may be added to increase platform height.
43" Base Platform height may not be reduced.

- A Black Frame - Metal Trim
- B Black Frame - xXphusion Top Cap & Painted Base Trim
- D xXposed Frame (Painted) - Metal Trim

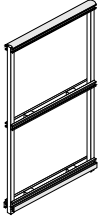
Description		Model No	A	B	D
	Type "1" 56"H Fixed Base Vertical Platform				
	18"W	XFP1*.5618.++	\$235	\$301	\$255
	24"W	XFP1*.5624.++	\$268	\$339	\$292
	30"W	XFP1*.5630.++	\$294	\$369	\$338
	36"W	XFP1*.5636.++	\$316	\$395	\$364
	42"W	XFP1*.5642.++	\$327	\$411	\$376
	48"W	XFP1*.5648.++	\$345	\$434	\$398
	54"W	XFP1*.5654.++	\$350	\$440	\$402
	60"W	XFP1*.5660.++	\$354	\$447	\$407
	* ADD TRIM TYPE + ADD FINISH CODE				

NOTE: Stack-on Vertical Platforms may be added to increase platform height.
56" Base Platform height may not be reduced.

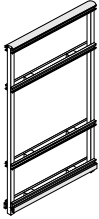
Description		Model No	A	B	D
	Type "2" 56"H Fixed Base Vertical Platform				
	18"W	XFP2*.5618.++	\$258	\$323	\$297
	24"W	XFP2*.5624.++	\$298	\$369	\$344
	30"W	XFP2*.5630.++	\$327	\$402	\$376
	36"W	XFP2*.5636.++	\$353	\$432	\$406
	42"W	XFP2*.5642.++	\$366	\$451	\$421
	48"W	XFP2*.5648.++	\$388	\$477	\$446
	54"W	XFP2*.5654.++	\$395	\$485	\$455
	60"W	XFP2*.5660.++	\$402	\$496	\$463
	* ADD TRIM TYPE + ADD FINISH CODE				

NOTE: Stack-on Vertical Platforms may be added to increase platform height.
56" Base Platform height may not be reduced.

- A Black Frame - Metal Trim
- B Black Frame - xXphusion Top Cap & Painted Base Trim
- D xXposed Frame (Painted) - Metal Trim

Description		Model No	A	B	D
	Type "3" 56"H Fixed Base Vertical Platform				
	18"W	XFP3*.5618.++	\$214	\$257	\$249
	24"W	XFP3*.5624.++	\$238	\$310	\$279
	30"W	XFP3*.5630.++	\$260	\$336	\$304
	36"W	XFP3*.5636.++	\$280	\$359	\$328
	42"W	XFP3*.5642.++	\$288	\$373	\$337
	48"W	XFP3*.5648.++	\$302	\$391	\$342
	54"W	XFP3*.5654.++	\$304	\$394	\$357
	60"W	XFP3*.5660.++	\$308	\$401	\$362
	* ADD TRIM TYPE + ADD FINISH CODE				

NOTE: Stack-on Vertical Platforms may be added to increase platform height.
56" Base Platform height may not be reduced.

Description		Model No	A	B	D
	Type "4" 56"H Fixed Base Vertical Platform				
	18"W	XFP4*.5618.++	\$235	\$301	\$255
	24"W	XFP4*.5624.++	\$268	\$339	\$292
	30"W	XFP4*.5630.++	\$294	\$378	\$338
	36"W	XFP4*.5636.++	\$316	\$395	\$364
	42"W	XFP4*.5642.++	\$327	\$411	\$376
	48"W	XFP4*.5648.++	\$345	\$434	\$398
	54"W	XFP4*.5654.++	\$350	\$440	\$402
	60"W	XFP4*.5660.++	\$354	\$447	\$407
	* ADD TRIM TYPE + ADD FINISH CODE				

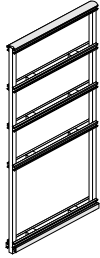
NOTE: Stack-on Vertical Platforms may be added to increase platform height.
56" Base Platform height may not be reduced.

- A Black Frame - Metal Trim
- B Black Frame - xXphusion Top Cap & Painted Base Trim
- D xXposed Frame (Painted) - Metal Trim

Description	Model No	A	B	D
-------------	----------	---	---	---

All 69" High Vertical Platforms are shipped assembled.

Type "1" 69"H Fixed Base Vertical Platform

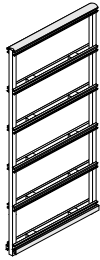


18"W	XFP1*.6918.++	\$260	\$327	\$299
24"W	XFP1*.6924.++	\$306	\$377	\$354
30"W	XFP1*.6930.++	\$332	\$408	\$382
36"W	XFP1*.6936.++	\$365	\$433	\$420
42"W	XFP1*.6942.++	\$394	\$478	\$454
48"W	XFP1*.6948.++	\$431	\$519	\$495
54"W	XFP1*.6954.++	\$437	\$528	\$503
60"W	XFP1*.6960.++	\$446	\$540	\$514

* ADD TRIM TYPE
+ ADD FINISH CODE

NOTE: Stack-on Vertical Platforms may be added to increase platform height.
69" Base Platform height may not be reduced.

Type "2" 69"H Fixed Base Vertical Platform



18"W	XFP2*.6918.++	\$282	\$349	\$325
24"W	XFP2*.6924.++	\$337	\$408	\$388
30"W	XFP2*.6930.++	\$365	\$441	\$420
36"W	XFP2*.6936.++	\$401	\$480	\$462
42"W	XFP2*.6942.++	\$434	\$518	\$499
48"W	XFP2*.6948.++	\$477	\$566	\$548
54"W	XFP2*.6954.++	\$482	\$573	\$556
60"W	XFP2*.6960.++	\$496	\$590	\$572

* ADD TRIM TYPE
+ ADD FINISH CODE

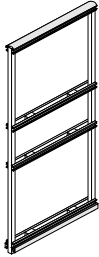
NOTE: Stack-on Vertical Platforms may be added to increase platform height.
69" Base Platform height may not be reduced.

- A Black Frame - Metal Trim
- B Black Frame - xXphusion Top Cap & Painted Base Trim
- D xXposed Frame (Painted) - Metal Trim

Description	Model No	A	B	D
-------------	----------	---	---	---

All 69" High Vertical Platforms are shipped assembled.

Type "3"



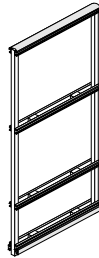
69"H Fixed Base Vertical Platform

18"W	XFP3*.6918.++	\$237	\$303	\$273
24"W	XFP3*.6924.++	\$277	\$348	\$319
30"W	XFP3*.6930.++	\$298	\$374	\$344
36"W	XFP3*.6936.++	\$330	\$409	\$379
42"W	XFP3*.6942.++	\$355	\$438	\$408
48"W	XFP3*.6948.++	\$383	\$472	\$441
54"W	XFP3*.6954.++	\$392	\$481	\$451
60"W	XFP3*.6960.++	\$398	\$492	\$457

- * ADD TRIM TYPE
- + ADD FINISH CODE

NOTE: Stack-on Vertical Platforms may be added to increase platform height.
69" Base Platform height may not be reduced.

Type "4"



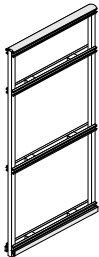
69"H Fixed Base Vertical Platform

18"W	XFP4*.6918.++	\$237	\$303	\$273
24"W	XFP4*.6924.++	\$277	\$348	\$319
30"W	XFP4*.6930.++	\$298	\$374	\$344
36"W	XFP4*.6936.++	\$330	\$409	\$379
42"W	XFP4*.6942.++	\$355	\$438	\$408
48"W	XFP4*.6948.++	\$383	\$472	\$441
54"W	XFP4*.6954.++	\$392	\$481	\$451
60"W	XFP4*.6960.++	\$398	\$492	\$457

- * ADD TRIM TYPE
- + ADD FINISH CODE

NOTE: Stack-on Vertical Platforms may be added to increase platform height.
69" Base Platform height may not be reduced.

Type "5"



69"H Fixed Base Vertical Platform

18"W	XFP5*.6918.++	\$237	\$303	\$273
24"W	XFP5*.6924.++	\$277	\$348	\$319
30"W	XFP5*.6930.++	\$298	\$374	\$344
36"W	XFP5*.6936.++	\$330	\$409	\$379
42"W	XFP5*.6942.++	\$355	\$438	\$408
48"W	XFP5*.6948.++	\$383	\$472	\$441
54"W	XFP5*.6954.++	\$392	\$482	\$451
60"W	XFP5*.6960.++	\$398	\$492	\$457

- * ADD TRIM TYPE
- + ADD FINISH CODE

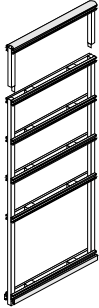
NOTE: Stack-on Vertical Platforms may be added to increase platform height.
69" Base Platform height may not be reduced.

- A Black Frame - Metal Trim
- B Black Frame - xXphusion Top Cap & Painted Base Trim
- D xXposed Frame (Painted) - Metal Trim

Description	Model No	A	B	D
-------------	----------	---	---	---

All 82" High Vertical Platforms are shipped as an assembled 69" platform, all Vertical Platforms above 69" high are shipped unattached.

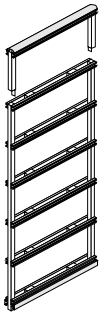
Type "1"



82"H Fixed Base Vertical Platform				
18"W	XFP1*.8218.++	\$315	\$381	\$363
24"W	XFP1*.8224.++	\$365	\$436	\$420
30"W	XFP1*.8230.++	\$393	\$469	\$453
36"W	XFP1*.8236.++	\$431	\$510	\$495
42"W	XFP1*.8242.++	\$462	\$547	\$532
48"W	XFP1*.8248.++	\$505	\$593	\$582
54"W	XFP1*.8254.++	\$516	\$607	\$594
60"W	XFP1*.8260.++	\$528	\$621	\$608
* ADD TRIM TYPE				
+ ADD FINISH CODE				

NOTE: Stack-on Vertical Platforms may be added to increase platform height. 69" Base platform height may not be reduced.

Type "2"



82"H Fixed Base Vertical Platform				
18"W	XFP2*.8218.++	\$338	\$403	\$390
24"W	XFP2*.8224.++	\$395	\$467	\$455
30"W	XFP2*.8230.++	\$426	\$502	\$492
36"W	XFP2*.8236.++	\$466	\$545	\$537
42"W	XFP2*.8242.++	\$502	\$586	\$577
48"W	XFP2*.8248.++	\$553	\$641	\$636
54"W	XFP2*.8254.++	\$562	\$652	\$646
60"W	XFP2*.8260.++	\$577	\$671	\$664
* ADD TRIM TYPE				
+ ADD FINISH CODE				

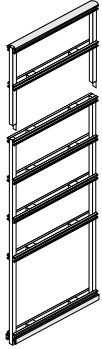
NOTE: Stack-on Vertical Platforms may be added to increase platform height. 69" Base platform height may not be reduced.

- A Black Frame - Metal Trim
- B Black Frame - xXphusion Top Cap & Painted Base Trim
- D xXposed Frame (Painted) - Metal Trim

Description	Model No	A	B	D
-------------	----------	---	---	---

All 95" High Vertical Platforms are shipped as an assembled 69" platform, all Vertical Platforms above 69" high are shipped unattached.

Type "1" 95"H Fixed Base Vertical Platform

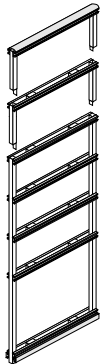


18"W	XFP1*.9518.++	\$354	\$419	\$407
24"W	XFP1*.9524.++	\$406	\$477	\$467
30"W	XFP1*.9530.++	\$437	\$513	\$503
36"W	XFP1*.9536.++	\$478	\$557	\$550
42"W	XFP1*.9542.++	\$513	\$597	\$591
48"W	XFP1*.9548.++	\$563	\$652	\$647
54"W	XFP1*.9554.++	\$576	\$667	\$663
60"W	XFP1*.9560.++	\$593	\$687	\$682

* ADD TRIM TYPE
 + ADD FINISH CODE

NOTE: Stack-on Vertical Platforms may be added to increase platform height. 69" Base platform height may not be reduced.

Type "2" 95"H Fixed Base Vertical Platform



18"W	XFP2*.9518.++	\$372	\$437	\$426
24"W	XFP2*.9524.++	\$424	\$495	\$488
30"W	XFP2*.9530.++	\$455	\$531	\$522
36"W	XFP2*.9536.++	\$495	\$574	\$569
42"W	XFP2*.9542.++	\$531	\$615	\$611
48"W	XFP2*.9548.++	\$581	\$670	\$668
54"W	XFP2*.9554.++	\$595	\$686	\$685
60"W	XFP2*.9560.++	\$610	\$703	\$702

* ADD TRIM TYPE
 + ADD FINISH CODE

NOTE: Stack-on Vertical Platforms may be added to increase platform height. 69" Base platform height may not be reduced.

- A Black Frame - Metal Trim
- B Black Frame - xXphusion Top Cap & Painted Base Trim
- D xXposed Frame (Painted) - Metal Trim

Description	Model No	A	B	D
-------------	----------	---	---	---

All 95" High Vertical Platforms are shipped as an assembled 69" platform, all Vertical Platforms are shipped unattached.

Type "3" 95"H Fixed Base Vertical Platform

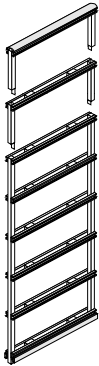


18"W	XFP3*.9518.++	\$376	\$442	\$434
24"W	XFP3*.9524.++	\$436	\$510	\$502
30"W	XFP3*.9530.++	\$471	\$547	\$541
36"W	XFP3*.9536.++	\$514	\$593	\$592
42"W	XFP3*.9542.++	\$553	\$636	\$636
48"W	XFP3*.9548.++	\$610	\$698	\$702
54"W	XFP3*.9554.++	\$621	\$712	\$715
60"W	XFP3*.9560.++	\$642	\$747	\$739

* ADD TRIM TYPE
+ ADD FINISH CODE

NOTE: Stack-on Vertical Platforms may be added to increase platform height. 69" Base platform height may not be reduced.

Type "4" 95"H Fixed Base Vertical Platform



18"W	XFP4*.9518.++	\$393	\$459	\$453
24"W	XFP4*.9524.++	\$454	\$524	\$522
30"W	XFP4*.9530.++	\$487	\$563	\$560
36"W	XFP4*.9536.++	\$531	\$610	\$611
42"W	XFP4*.9542.++	\$571	\$654	\$657
48"W	XFP4*.9548.++	\$627	\$716	\$722
54"W	XFP4*.9554.++	\$641	\$731	\$738
60"W	XFP4*.9560.++	\$659	\$753	\$757

* ADD TRIM TYPE
+ ADD FINISH CODE

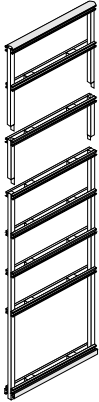
NOTE: Stack-on Vertical Platforms may be added to increase platform height. 69" Base platform height may not be reduced.

- A Black Frame - Metal Trim
- B Black Frame - xXphusion Top Cap & Painted Base Trim
- D xXposed Frame (Painted) - Metal Trim

Description	Model No	A	B	D
-------------	----------	---	---	---

All 108" High Vertical Platforms are shipped as an assembled 69" platform, all Vertical Platforms are shipped unattached.

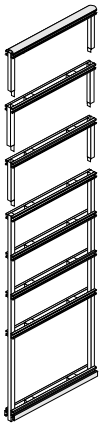
Type "1"	108"H Fixed Base Vertical Platform			
18"W	XFP1*.10818.++	\$408	\$475	\$471
24"W	XFP1*.10824.++	\$464	\$536	\$536
30"W	XFP1*.10830.++	\$498	\$574	\$574
36"W	XFP1*.10836.++	\$542	\$621	\$624
42"W	XFP1*.10842.++	\$581	\$664	\$668
48"W	XFP1*.10848.++	\$638	\$728	\$734
54"W	XFP1*.10854.++	\$655	\$746	\$755
60"W	XFP1*.10860.++	\$675	\$780	\$776



* ADD TRIM TYPE
+ ADD FINISH CODE

NOTE: Stack-on Vertical Platforms may be added to increase platform height. 69" Base platform height may not be reduced.

Type "2"	108"H Fixed Base Vertical Platform			
18"W	XFP2*.10818.++	\$425	\$492	\$490
24"W	XFP2*.10824.++	\$482	\$554	\$556
30"W	XFP2*.10830.++	\$515	\$591	\$593
36"W	XFP2*.10836.++	\$559	\$638	\$644
42"W	XFP2*.10842.++	\$599	\$682	\$689
48"W	XFP2*.10848.++	\$657	\$746	\$756
54"W	XFP2*.10854.++	\$675	\$764	\$776
60"W	XFP2*.10860.++	\$692	\$784	\$795



* ADD TRIM TYPE
+ ADD FINISH CODE

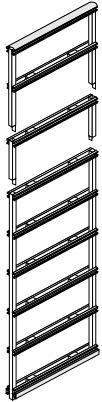
NOTE: Stack-on Vertical Platforms may be added to increase platform height. 69" Base platform height may not be reduced.

- A Black Frame - Metal Trim
- B Black Frame - xXphusion Top Cap & Painted Base Trim
- D xXposed Frame (Painted) - Metal Trim

Description	Model No	A	B	D
-------------	----------	---	---	---

All 108" High Vertical Platforms are shipped as an assembled 69" platform, all Vertical Platforms above 69" high are shipped unattached.

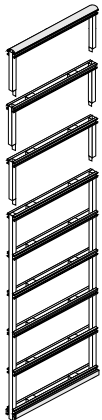
Type "3"	108"H Fixed Base Vertical Platform			
18"W	XFP3*.10818.++	\$432	\$497	\$496
24"W	XFP3*.10824.++	\$495	\$566	\$569
30"W	XFP3*.10830.++	\$532	\$608	\$612
36"W	XFP3*.10836.++	\$579	\$658	\$666
42"W	XFP3*.10842.++	\$620	\$704	\$714
48"W	XFP3*.10848.++	\$685	\$774	\$788
54"W	XFP3*.10854.++	\$701	\$791	\$806
60"W	XFP3*.10860.++	\$723	\$817	\$833



* ADD TRIM TYPE
 + ADD FINISH CODE

NOTE: Stack-on Vertical Platforms may be added to increase platform height.
 69" Base platform height may not be reduced.

Type "4"	108"H Fixed Base Vertical Platform			
18"W	XFP4*.10818.++	\$472	\$538	\$516
24"W	XFP4*.10824.++	\$513	\$583	\$590
30"W	XFP4*.10830.++	\$548	\$624	\$632
36"W	XFP4*.10836.++	\$595	\$675	\$685
42"W	XFP4*.10842.++	\$638	\$722	\$734
48"W	XFP4*.10848.++	\$703	\$792	\$810
54"W	XFP4*.10854.++	\$720	\$819	\$829
60"W	XFP4*.10860.++	\$740	\$834	\$852



* ADD TRIM TYPE
 + ADD FINISH CODE

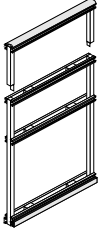
NOTE: Stack-on Vertical Platforms may be added to increase platform height.
 69" Base platform height may not be reduced.

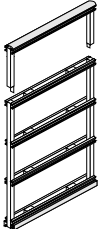
Full stacking Vertical Platforms start with a 43" high base platform, all Vertical Platforms above 43" are Stack-On Vertical Platforms.

- A Black Frame - Metal Trim
- B Black Frame - xXphusion Top Cap & Painted Base Trim
- D xXposed Frame (Painted) - Metal Trim

Description	Model No	A	B	D
-------------	----------	---	---	---

All 56" High Vertical Platforms are shipped assembled.

Type "1"	56"H Stacking Vertical Platform				
	18"W	XSP1*.5618.++	\$254	\$320	\$293
	24"W	XSP1*.5624.++	\$288	\$359	\$333
	30"W	XSP1*.5630.++	\$316	\$392	\$364
	36"W	XSP1*.5636.++	\$336	\$415	\$385
	42"W	XSP1*.5642.++	\$356	\$440	\$410
	48"W	XSP1*.5648.++	\$383	\$472	\$441
	54"W	XSP1*.5654.++	\$397	\$487	\$457
	60"W	XSP1*.5660.++	\$415	\$508	\$477
	* ADD TRIM TYPE				
	+ ADD FINISH CODE				

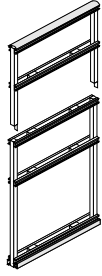
Type "2"	56"H Stacking Vertical Platform				
	18"W	XSP2*.5618.++	\$277	\$342	\$319
	24"W	XSP2*.5624.++	\$319	\$390	\$366
	30"W	XSP2*.5630.++	\$350	\$425	\$402
	36"W	XSP2*.5636.++	\$372	\$451	\$427
	42"W	XSP2*.5642.++	\$395	\$479	\$455
	48"W	XSP2*.5648.++	\$425	\$514	\$488
	54"W	XSP2*.5654.++	\$442	\$532	\$510
	60"W	XSP2*.5660.++	\$463	\$557	\$534
	* ADD TRIM TYPE				
	+ ADD FINISH CODE				

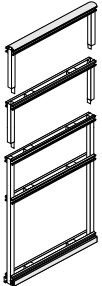
Full stacking Vertical Platforms start with a 43" high base platform, all Vertical Platforms above 43" are Stack-On Vertical Platforms.

- A Black Frame - Metal Trim
- B Black Frame - xXphusion Top Cap & Painted Base Trim
- D xXposed Frame (Painted) - Metal Trim

Description	Model	A	B	D
	No			

All 69" High Vertical Platforms are shipped assembled.

Type "1"	69"H Stacking Vertical Platform				
	18"W	XSP1*.6918.++	\$293	\$358	\$337
	24"W	XSP1*.6924.++	\$330	\$400	\$380
	30"W	XSP1*.6930.++	\$360	\$436	\$416
	36"W	XSP1*.6936.++	\$383	\$462	\$441
	42"W	XSP1*.6942.++	\$406	\$490	\$467
	48"W	XSP1*.6948.++	\$441	\$530	\$506
	54"W	XSP1*.6954.++	\$457	\$547	\$525
	60"W	XSP1*.6960.++	\$479	\$573	\$551
		* ADD TRIM TYPE			
		+ ADD FINISH CODE			

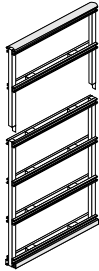
Type "2"	69"H Stacking Vertical Platform				
	18"W	XSP2*.6918.++	\$308	\$375	\$356
	24"W	XSP2*.6924.++	\$347	\$418	\$400
	30"W	XSP2*.6930.++	\$377	\$452	\$435
	36"W	XSP2*.6936.++	\$400	\$468	\$461
	42"W	XSP2*.6942.++	\$424	\$508	\$487
	48"W	XSP2*.6948.++	\$459	\$548	\$528
	54"W	XSP2*.6954.++	\$476	\$566	\$547
	60"W	XSP2*.6960.++	\$496	\$590	\$572
		* ADD TRIM TYPE			
		+ ADD FINISH CODE			

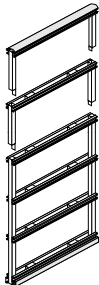
Full stacking Vertical Platforms start with a 43" high base platform, all Vertical Platforms above 43" are Stack-On Vertical Platforms.

- A Black Frame - Metal Trim
- B Black Frame - xXphusion Top Cap & Painted Base Trim
- D xXposed Frame (Painted) - Metal Trim

Description	Model No	A	B	D
-------------	----------	---	---	---

All 69" High Vertical Platforms are shipped assembled.

Type "3"	69"H Stacking Vertical Platform				
	18"W	XSP3*.6918.++	\$315	\$381	\$363
	24"W	XSP3*.6924.++	\$359	\$431	\$414
	30"W	XSP3*.6930.++	\$394	\$470	\$454
	36"W	XSP3*.6936.++	\$419	\$498	\$482
	42"W	XSP3*.6942.++	\$445	\$530	\$513
	48"W	XSP3*.6948.++	\$482	\$572	\$556
	54"W	XSP3*.6954.++	\$502	\$592	\$577
	60"W	XSP3*.6960.++	\$528	\$621	\$608
		* ADD TRIM TYPE			
		+ ADD FINISH CODE			

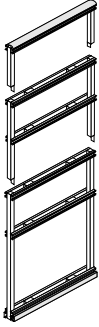
Type "4"	69"H Stacking Vertical Platform				
	18"W	XSP4*.6918.++	\$332	\$398	\$382
	24"W	XSP4*.6924.++	\$377	\$449	\$435
	30"W	XSP4*.6930.++	\$411	\$487	\$473
	36"W	XSP4*.6936.++	\$436	\$515	\$502
	42"W	XSP4*.6942.++	\$463	\$548	\$534
	48"W	XSP4*.6948.++	\$501	\$590	\$576
	54"W	XSP4*.6954.++	\$521	\$600	\$600
	60"W	XSP4*.6960.++	\$545	\$638	\$627
		* ADD TRIM TYPE			
		+ ADD FINISH CODE			

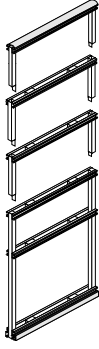
Full stacking Vertical Platforms start with a 43" high base platform, all Vertical Platforms above 43" are Stack-On Vertical Platforms.

- A Black Frame - Metal Trim
- B Black Frame - xXphusion Top Cap & Painted Base Trim
- D xXposed Frame (Painted) - Metal Trim

Description	Model No	A	B	D
-------------	----------	---	---	---

All 82" High Vertical Platforms are shipped as an assembled 69" platform, all Vertical Platforms above 69" high are shipped unattached.

Type "1"	82"H Stacking Vertical Platform				
	18"W	XSP1*.8218.++	\$347	\$414	\$400
	24"W	XSP1*.8224.++	\$388	\$459	\$446
	30"W	XSP1*.8230.++	\$421	\$486	\$485
	36"W	XSP1*.8236.++	\$447	\$527	\$516
	42"W	XSP1*.8242.++	\$475	\$558	\$546
	48"W	XSP1*.8248.++	\$516	\$605	\$594
	54"W	XSP1*.8254.++	\$536	\$626	\$617
	60"W	XSP1*.8260.++	\$560	\$654	\$645
	* ADD TRIM TYPE				
	+ ADD FINISH CODE				

Type "2"	82"H Stacking Vertical Platform				
	18"W	XSP2*.8218.++	\$364	\$431	\$419
	24"W	XSP2*.8224.++	\$406	\$477	\$467
	30"W	XSP2*.8230.++	\$438	\$514	\$504
	36"W	XSP2*.8236.++	\$464	\$544	\$536
	42"W	XSP2*.8242.++	\$493	\$576	\$566
	48"W	XSP2*.8248.++	\$534	\$623	\$615
	54"W	XSP2*.8254.++	\$555	\$644	\$638
	60"W	XSP2*.8260.++	\$577	\$671	\$664
	* ADD TRIM TYPE				
	+ ADD FINISH CODE				

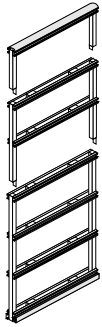
Full stacking Vertical Platforms start with a 43" high base platform, all Vertical Platforms above 43" are Stack-On Vertical Platforms.

- A Black Frame - Metal Trim
- B Black Frame - xXphusion Top Cap & Painted Base Trim
- D xXposed Frame (Painted) - Metal Trim

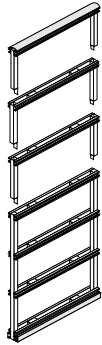
Description	Model	A	B	D
	No			

All 82" High Vertical Platforms are shipped as an assembled 69" platform, all Vertical Platforms above 69" high are shipped unattached.

Type "3"	82"H Stacking Vertical Platform			
18"W	XSP3*.8218.++	\$371	\$436	\$426
24"W	XSP3*.8224.++	\$418	\$501	\$481
30"W	XSP3*.8230.++	\$455	\$531	\$523
36"W	XSP3*.8236.++	\$484	\$563	\$557
42"W	XSP3*.8242.++	\$514	\$598	\$592
48"W	XSP3*.8248.++	\$558	\$647	\$642
54"W	XSP3*.8254.++	\$581	\$671	\$668
60"W	XSP3*.8260.++	\$610	\$703	\$702
	* ADD TRIM TYPE			
	+ ADD FINISH CODE			



Type "4"	82"H Stacking Vertical Platform			
18"W	XSP4*.8218.++	\$386	\$453	\$445
24"W	XSP4*.8224.++	\$436	\$507	\$502
30"W	XSP4*.8230.++	\$472	\$548	\$544
36"W	XSP4*.8236.++	\$501	\$580	\$576
42"W	XSP4*.8242.++	\$532	\$616	\$612
48"W	XSP4*.8248.++	\$576	\$664	\$663
54"W	XSP4*.8254.++	\$600	\$690	\$692
60"W	XSP4*.8260.++	\$626	\$720	\$721
	* ADD TRIM TYPE			
	+ ADD FINISH CODE			

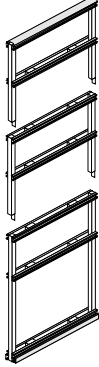


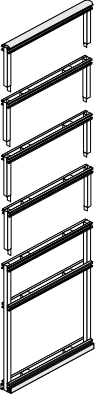
Full stacking Vertical Platforms start with a 43" high base platform, all Vertical Platforms above 43" are Stack-On Vertical Platforms.

- A Black Frame - Metal Trim
- B Black Frame - xXphusion Top Cap & Painted Base Trim
- D xXposed Frame (Painted) - Metal Trim

Description	Model No	A	B	D
-------------	----------	---	---	---

All 95" High Vertical Platforms are shipped as an assembled 69" platform, all Vertical Platforms above 69" high are shipped unattached.

Type "1"	95"H Stacking Vertical Platform				
	18"W	XSP1*.9518.++	\$385	\$452	\$444
	24"W	XSP1*.9524.++	\$428	\$499	\$494
	30"W	XSP1*.9530.++	\$466	\$541	\$537
	36"W	XSP1*.9536.++	\$496	\$575	\$572
	42"W	XSP1*.9542.++	\$504	\$609	\$603
	48"W	XSP1*.9548.++	\$574	\$662	\$660
	54"W	XSP1*.9554.++	\$595	\$686	\$685
	60"W	XSP1*.9560.++	\$625	\$719	\$720
		* ADD TRIM TYPE			
		+ ADD FINISH CODE			

Type "2"	95"H Stacking Vertical Platform				
	18"W	XSP2*.9518.++	\$419	\$485	\$482
	24"W	XSP2*.9524.++	\$464	\$556	\$536
	30"W	XSP2*.9530.++	\$499	\$575	\$575
	36"W	XSP2*.9536.++	\$530	\$609	\$610
	42"W	XSP2*.9542.++	\$560	\$644	\$645
	48"W	XSP2*.9548.++	\$610	\$698	\$702
	54"W	XSP2*.9554.++	\$634	\$723	\$730
	60"W	XSP2*.9560.++	\$659	\$764	\$758
		* ADD TRIM TYPE			
		+ ADD FINISH CODE			

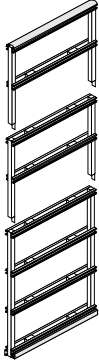
Full stacking Vertical Platforms start with a 43" high base platform, all Vertical Platforms above 43" are Stack-On Vertical Platforms.

- A Black Frame - Metal Trim
- B Black Frame - xXphusion Top Cap & Painted Base Trim
- D xXposed Frame (Painted) - Metal Trim

Description	Model No	A	B	D
-------------	----------	---	---	---

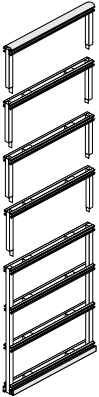
All 95" High Vertical Platforms are shipped as an assembled 69" platform, all Vertical Platforms above 69" high are shipped unattached.

Type "3"	95"H Stacking Vertical Platform			
18"W	XSP3*.9518.++	\$408	\$475	\$471
24"W	XSP3*.9524.++	\$459	\$530	\$528
30"W	XSP3*.9530.++	\$499	\$575	\$575
36"W	XSP3*.9536.++	\$532	\$611	\$612
42"W	XSP3*.9542.++	\$564	\$649	\$650
48"W	XSP3*.9548.++	\$616	\$704	\$710
54"W	XSP3*.9554.++	\$641	\$731	\$738
60"W	XSP3*.9560.++	\$675	\$768	\$776



* ADD TRIM TYPE
+ ADD FINISH CODE

Type "4"	95"H Stacking Vertical Platform			
18"W	XSP4*.9518.++	\$442	\$508	\$510
24"W	XSP4*.9524.++	\$495	\$566	\$569
30"W	XSP4*.9530.++	\$533	\$609	\$614
36"W	XSP4*.9536.++	\$565	\$644	\$651
42"W	XSP4*.9542.++	\$600	\$684	\$692
48"W	XSP4*.9548.++	\$652	\$740	\$750
54"W	XSP4*.9554.++	\$679	\$770	\$782
60"W	XSP4*.9560.++	\$715	\$809	\$815



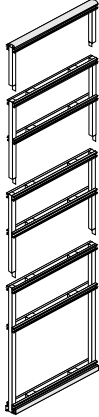
* ADD TRIM TYPE
+ ADD FINISH CODE

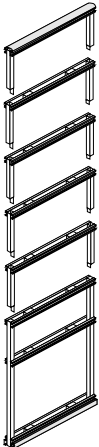
Full stacking Vertical Platforms start with a 43" high base platform, all Vertical Platforms above 43" are Stack-On Vertical Platforms.

- A Black Frame - Metal Trim
- B Black Frame - xXphusion Top Cap & Painted Base Trim
- D xXposed Frame (Painted) - Metal Trim

Description	Model No	A	B	D
-------------	----------	---	---	---

All 108" High Vertical Platforms are shipped as an assembled 69" platform, all Vertical Platforms above 69" high are shipped unattached.

Type "1"	108"H Stacking Vertical Platform				
	18"W	XSP1*.10818.++	\$441	\$507	\$507
	24"W	XSP1*.10824.++	\$487	\$558	\$562
	30"W	XSP1*.10830.++	\$527	\$602	\$606
	36"W	XSP1*.10836.++	\$560	\$640	\$645
	42"W	XSP1*.10842.++	\$593	\$677	\$682
	48"W	XSP1*.10848.++	\$650	\$738	\$747
	54"W	XSP1*.10854.++	\$675	\$764	\$776
	60"W	XSP1*.10860.++	\$706	\$800	\$814
		* ADD TRIM TYPE			
		+ ADD FINISH CODE			

Type "2"	108"H Stacking Vertical Platform				
	18"W	XSP2*.10818.++	\$475	\$540	\$546
	24"W	XSP2*.10824.++	\$523	\$594	\$602
	30"W	XSP2*.10830.++	\$560	\$636	\$645
	36"W	XSP2*.10836.++	\$594	\$673	\$684
	42"W	XSP2*.10842.++	\$629	\$713	\$723
	48"W	XSP2*.10848.++	\$685	\$774	\$788
	54"W	XSP2*.10854.++	\$713	\$802	\$820
	60"W	XSP2*.10860.++	\$740	\$834	\$852
		* ADD TRIM TYPE			
		+ ADD FINISH CODE			

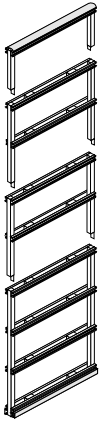
Full stacking Vertical Platforms start with a 43" high base platform, all Vertical Platforms above 43" are Stack-On Vertical Platforms.

- A Black Frame - Metal Trim
- B Black Frame - xXphusion Top Cap & Painted Base Trim
- D xXposed Frame (Painted) - Metal Trim

Description	Model	A	B	D
	No			

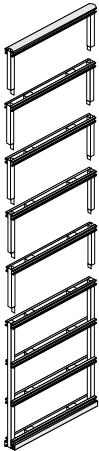
All 108" High Vertical Platforms are shipped as an assembled 69" platform, all Vertical Platforms above 69" high are shipped unattached.

Type "3"	108"H Stacking Vertical Platform			
18"W	XSP3*.10818.++	\$463	\$530	\$534
24"W	XSP3*.10824.++	\$518	\$589	\$594
30"W	XSP3*.10830.++	\$560	\$636	\$645
36"W	XSP3*.10836.++	\$597	\$676	\$686
42"W	XSP3*.10842.++	\$633	\$716	\$728
48"W	XSP3*.10848.++	\$692	\$780	\$795
54"W	XSP3*.10854.++	\$720	\$810	\$829
60"W	XSP3*.10860.++	\$756	\$850	\$870



* ADD TRIM TYPE
+ ADD FINISH CODE

Type "4"	108"H Stacking Vertical Platform			
18"W	XSP4*.10818.++	\$497	\$563	\$573
24"W	XSP4*.10824.++	\$554	\$624	\$637
30"W	XSP4*.10830.++	\$594	\$670	\$684
36"W	XSP4*.10836.++	\$631	\$710	\$724
42"W	XSP4*.10842.++	\$668	\$753	\$770
48"W	XSP4*.10848.++	\$727	\$816	\$837
54"W	XSP4*.10854.++	\$758	\$849	\$872
60"W	XSP4*.10860.++	\$790	\$882	\$907




* ADD TRIM TYPE
+ ADD FINISH CODE

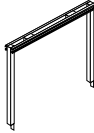
A Black Frame
D xXposed Frame (Painted)

Description	Model No	A	D
-------------	----------	---	---


Stack-on Vertical Platforms may be added to existing Vertical Platforms of equal width.

Type "1"	13"H Stack-on Vertical Platforms			
	18"W	XSO1*.1318.++	\$55	\$63
	24"W	XSO1*.1324.++	\$59	\$68
	30"W	XSO1*.1330.++	\$61	\$71
	36"W	XSO1*.1336.++	\$64	\$76
	42"W	XSO1*.1342.++	\$68	\$79
	48"W	XSO1*.1348.++	\$76	\$87
	54"W	XSO1*.1354.++	\$79	\$92
	60"W	XSO1*.1360.++	\$81	\$95
		* ADD PAINT TYPE	+ ADD PAINT CODE (FOR TYPE "D" ONLY)	

Stack-on Vertical Platforms may be added to existing Vertical Platforms of equal width.


Type "1"	26"H Stack-on Vertical Platforms			
	18"W	XSO1*.2618.++	\$72	\$82
	24"W	XSO1*.2624.++	\$75	\$86
	30"W	XSO1*.2630.++	\$78	\$90
	36"W	XSO1*.2636.++	\$80	\$93
	42"W	XSO1*.2642.++	\$84	\$97
	48"W	XSO1*.2648.++	\$92	\$105
	54"W	XSO1*.2654.++	\$95	\$108
	60"W	XSO1*.2660.++	\$97	\$113
		* ADD PAINT TYPE	+ ADD PAINT CODE (FOR TYPE "D" ONLY)	

Stack-on Vertical Platforms may be added to existing Vertical Platforms of equal width.

Type "2"	26"H Stack-on Vertical Platforms			
	18"W	XSO2*.2618.++	\$94	\$107
	24"W	XSO2*.2624.++	\$99	\$115
	30"W	XSO2*.2630.++	\$105	\$122
	36"W	XSO2*.2636.++	\$113	\$129
	42"W	XSO2*.2642.++	\$119	\$137
	48"W	XSO2*.2648.++	\$133	\$154
	54"W	XSO2*.2654.++	\$139	\$160
	60"W	XSO2*.2660.++	\$146	\$168
		* ADD PAINT TYPE	+ ADD PAINT CODE (FOR TYPE "D" ONLY)	

Rail Kits

This rail assembly can be added to a 26" high type "1" base or add-on platform allowing it to hold two 13" faces in lieu of one 26" face per side.

Rail Kits				
	18"W	XRK*.18.++	\$23	\$26
	24"W	XRK*.24.++	\$31	\$35
	30"W	XRK*.30.++	\$34	\$40
	36"W	XRK*.36.++	\$36	\$42
	42"W	XRK*.42.++	\$40	\$45
	48"W	XRK*.48.++	\$43	\$51
	54"W	XRK*.54.++	\$45	\$53
	60"W	XRK*.60.++	\$49	\$58
		* ADD PAINT TYPE	+ ADD PAINT CODE (FOR TYPE "D" ONLY)	

- A Black Frame - Painted Top Cap
- B Black Frame - xXphusion Top Cap
- D xXposed Frame (Painted) - Painted Top Cap

Description	Model	A	B	D
	No			

Half Stack-on Vertical Platforms may be added to existing Vertical Platforms to create a step down visual effect.

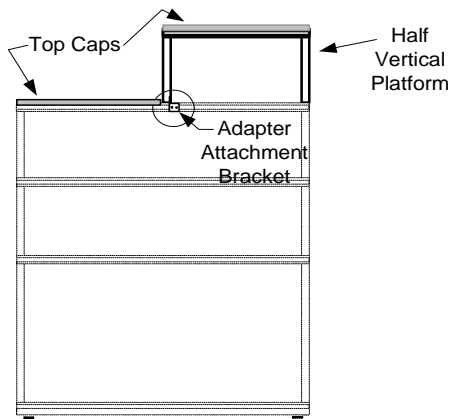
NOTE: Kits include:

- (1) Half Vertical Platform including Top Cap
- (1) Half Vertical Platform Adapter Attachment Bracket
- (1) Half length Top Cap for base Vertical Platform

Type "1"	13"H x 18"W Half Stack-on Vertical Platform Kit - Attaches to 36"W Vertical Platform			
	18"W	XHS1*.1318.++	\$124	\$200 \$141
	13"H x 24"W Half Stack-on Vertical Platform Kit - Attaches to 48"W Vertical Platform			
	24"W	XHS1*.1324.++	\$136	\$220 \$153
	13"H x 30"W Half Stack-on Vertical Platform Kit - Attaches to 60"W Vertical Platform			
	30"W	XHS1*.1330.++	\$145	\$240 \$162



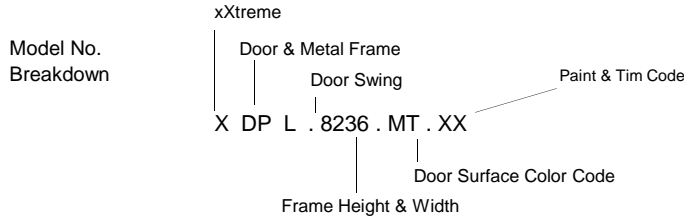
* ADD PAINT TYPE
+ ADD FINISH CODE



Standard Features

Swinging Vertical Doors & Platforms

- Includes door Platform, fasteners, hinges, aluminum knob with keyed lock.
- Door Platform is powder coated paint finished. Door is laminate.
- Swinging doors are 1-3/8" thick hollow core construction.
- Swinging doors are available in standard laminates.



Doors & Platform

Description	Model No.	Price
-------------	-----------	-------

36"W Flush Laminate Door & Metal Platform		
82"H Right Hand	XDPR.8236.+++	\$0
82"H Left Hand	XDPL.8236.+++	\$0
+ ADD DOOR FINISH CODE		



Note: 36" Door does not meet ADA Code Requirements, check with local code authorities prior to ordering.

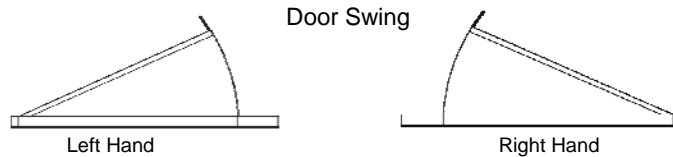
48"W Flush Laminate Door, Side Light & Metal Platform		
82"H Right Hand	XDPR.8248.+++	\$2,642
82"H Left Hand	XDPL.8248.+++	\$2,642
+ ADD DOOR FINISH CODE		




Right Hand Door Shown

CLEAR POLYCARBONATE GLAZING INSERT STANDARD, OTHER INSERTS ARE AVAILABLE CONTACT CUSTOMER SERVICE FOR PRICING AND AVAILABILITY

NOTE: 48" DOOR HAS 32" Clear Opening for ADA, Door has standard knob style handle (non-ADA)

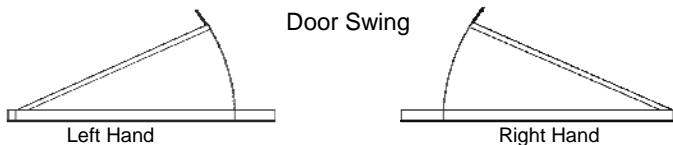


48"W Flush Laminate Door, Side Light & Metal Platform with ADA Door Knob		
82"H Right Hand	XDPR.8248.+++	\$2,761
82"H Left Hand	XDPL.8248.+++	\$2,761



CLEAR POLYCARBONATE GLAZING INSERT STANDARD, OTHER INSERTS ARE AVAILABLE CONTACT CUSTOMER SERVICE FOR PRICING AND AVAILABILITY

NOTE: 48" DOOR HAS 32" Clear Opening for ADA and Door Handle for ADA Access



Description	Model No	A Black Frame	
		D xXposed Frame (Painted)	
		A	D

This Stack-on Vertical Platform may be added to the top of a door platform only.
Type "1" 13"H Stack-on Vertical Platform For Door Platforms

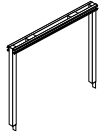


36"W	XSD1*.1336.++	\$64	\$76
48"W	XSD1*.1348.++	\$76	\$87

* ADD PAINT TYPE

+ ADD PAINT CODE (FOR TYPE "D" ONLY)

This Stack-on Vertical Platform may be added to the top of a door platform only.
Type "1" 26"H Stack-on Vertical Platform For Door Platforms



36"W	XSD1*.2636.++	\$80	\$93
48"W	XSD1*.2648.++	\$92	\$104

* ADD PAINT TYPE

+ ADD PAINT CODE (FOR TYPE "D" ONLY)

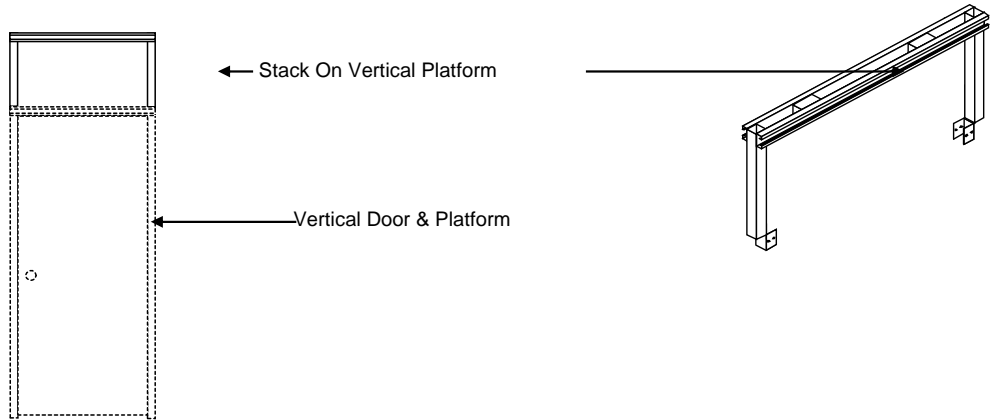
This Stack-on Vertical Platform may be added to the top of a door platform only.
Type "2" 26"H Stack-on Vertical Platform For Door Platforms



36"W	XSD2*.2636.++	\$113	\$129
48"W	XSD2*.2648.++	\$136	\$151

* ADD PAINT TYPE

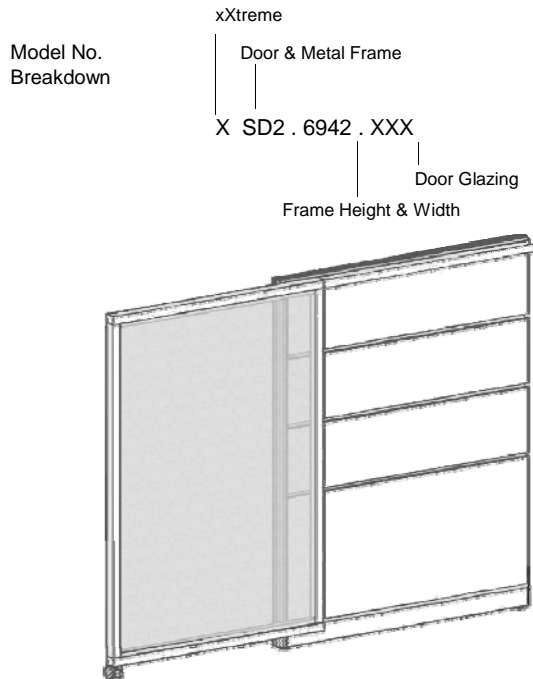
+ ADD PAINT CODE (FOR TYPE "D" ONLY)



Standard Features

Sliding Doors for Vertical Platforms

- ◆ Includes Sliding door, fasteners, plastic knob non-locking.
- ◆ Doors is natural aluminum with Twinwall Glazing insert.
- ◆ Sliding doors is 1" thick and mounts on the outside of the Vertical Platform.
- ◆ Must be used on only 42", 48", 54" or 60" w Vertical Platform, creates a 36" opening



Glazing Options:

- TCW Twin Wall Clear
- TCO Twin Wall White Opaque

Door is shown with vertical platform (not included in price)

Sliding Door Only

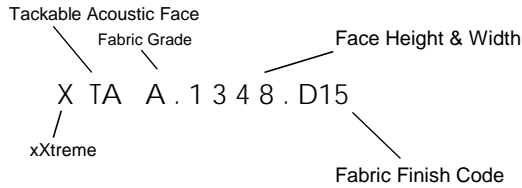
Description	Model No.	Price	
		TCW	TCO
36"W Opening, Sliding Door, 69"H			
69"H x 42"W Platform	XSLD.6942.+++	\$1,516	\$1,571
69"H x 48"W Platform	XSLD.6948.+++	\$1,543	\$1,598
69"H x 54"W Platform	XSLD.6954.+++	\$1,571	\$1,626
69"H x 60"W Platform	XSLD.6960.+++	\$1,593	\$1,648
+ ADD GLAZING FINISH CODE			
36"W Opening, Sliding Door, 82"H			
82"H x 42"W Platform	XSLD.8242.+++	\$1,654	\$1,709
82"H x 48"W Platform	XSLD.8248.+++	\$1,709	\$1,764
82"H x 54"W Platform	XSLD.8254.+++	\$1,736	\$1,791
82"H x 60"W Platform	XSLD.8260.+++	\$1,791	\$1,847

Standard Features

Tackable / Acoustic Faces

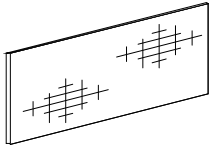
- Removable/replaceable.
- Available in 13" & 26" heights.

Model No.
Breakdown



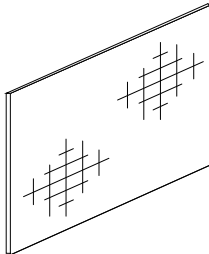
Fabric Covered Tackable / Acoustic Platform Faces

Description	Model No.	COM				
		Q	1-A	2-B	3-C	4-D
13"H Fabric Tackable / Acoustic Faces.						
18"W	XTA*.1318.+++	\$65	\$72	\$73	\$83	\$94
24"W	XTA*.1324.+++	\$73	\$76	\$79	\$89	\$103
30"W	XTA*.1330.+++	\$79	\$82	\$84	\$96	\$110
36"W	XTA*.1336.+++	\$85	\$90	\$91	\$105	\$120
42"W	XTA*.1342.+++	\$91	\$94	\$100	\$116	\$133
48"W	XTA*.1348.+++	\$98	\$103	\$109	\$126	\$144
54"W	XTA*.1354.+++	\$108	\$115	\$118	\$136	\$155
60"W	XTA*.1360.+++	\$116	\$117	\$126	\$144	\$166



* ADD FABRIC GRADE
+ ADD FABRIC CODE

26"H Fabric Tackable / Acoustic Faces.						
18"W	XTA*.2618.+++	\$91	\$99	\$101	\$108	\$117
24"W	XTA*.2624.+++	\$101	\$105	\$109	\$119	\$125
30"W	XTA*.2630.+++	\$115	\$118	\$126	\$138	\$144
36"W	XTA*.2636.+++	\$127	\$132	\$141	\$153	\$161
42"W	XTA*.2642.+++	\$142	\$146	\$159	\$173	\$182
48"W	XTA*.2648.+++	\$155	\$162	\$174	\$192	\$202
54"W	XTA*.2654.+++	\$170	\$175	\$190	\$206	\$217
60"W	XTA*.2660.+++	\$186	\$192	\$207	\$227	\$229

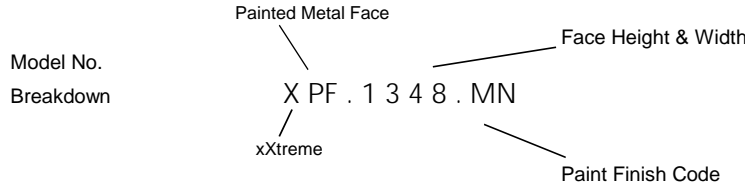


* ADD FABRIC GRADE
+ ADD FABRIC CODE

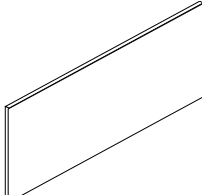
Standard Features

Painted Metal Faces

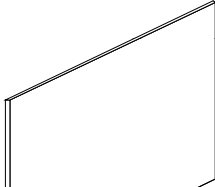
- 20 gauge steel construction.
- Textured powder coated finish.
- Available in 13" & 26" heights.
- Removable/replaceable.



Painted Metal Platform Faces

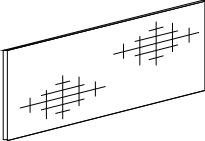
Description	Model No.	Price
13"H Painted Faces.		
 18"W	XPF.1318.++	\$58
24"W	XPF.1324.++	\$66
30"W	XPF.1330.++	\$74
36"W	XPF.1336.++	\$76
42"W	XPF.1342.++	\$88
48"W	XPF.1348.++	\$95
54"W	XPF.1354.++	\$98
60"W	XPF.1360.++	\$104

+ADD POWDER COAT FINISH

26"H Painted Faces.		
 18"W	XPF.2618.++	\$77
24"W	XPF.2624.++	\$89
30"W	XPF.2630.++	\$103
36"W	XPF.2636.++	\$110
42"W	XPF.2642.++	\$142
48"W	XPF.2648.++	\$143
54"W	XPF.2654.++	\$146
60"W	XPF.2660.++	\$162

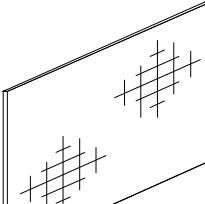
+ADD POWDER COAT FINISH

Fabric Covered Metal Platform Faces

Description	Model No.	COM				
		Q	1-A	2-B	3-C	4-D
13"H Fabric Covered Metal Faces.						
 18"W	XCFMF*.1318.+++	\$172	\$173	\$176	\$179	\$187
24"W	XCFMF*.1324.+++	\$185	\$186	\$190	\$195	\$205
30"W	XCFMF*.1330.+++	\$195	\$197	\$199	\$205	\$215
36"W	XCFMF*.1336.+++	\$218	\$223	\$227	\$237	\$249
42"W	XCFMF*.1342.+++	\$227	\$232	\$237	\$245	\$258
48"W	XCFMF*.1348.+++	\$237	\$241	\$246	\$257	\$269
54"W	XCFMF*.1354.+++	\$246	\$251	\$257	\$266	\$279
60"W	XCFMF*.1360.+++	\$257	\$260	\$266	\$275	\$289

*** ADD FABRIC GRADE**

+ ADD FABRIC CODE

26"H Fabric Covered Metal Faces.						
 18"W	XCFMF*.2618.+++	\$208	\$210	\$214	\$219	\$230
24"W	XCFMF*.2624.+++	\$233	\$238	\$243	\$252	\$265
30"W	XCFMF*.2630.+++	\$251	\$253	\$260	\$268	\$281
36"W	XCFMF*.2636.+++	\$294	\$301	\$313	\$330	\$346
42"W	XCFMF*.2642.+++	\$310	\$319	\$330	\$347	\$364
48"W	XCFMF*.2648.+++	\$328	\$334	\$347	\$363	\$380
54"W	XCFMF*.2654.+++	\$344	\$350	\$363	\$354	\$372
60"W	XCFMF*.2660.+++	\$389	\$368	\$380	\$397	\$417

*** ADD FABRIC GRADE**

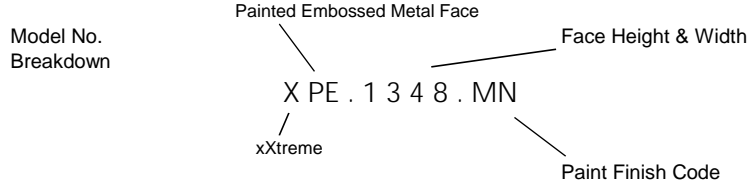
+ ADD FABRIC CODE

Metal back is black

Standard Features

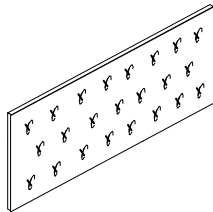
Painted Embossed Metal Faces

- 20 gauge steel construction.
- Textured power coated finish.
- Available in 13" & 26" heights.
- Removable/replaceable.
- Custom Embossment Available. Contact Customer Service for pricing.



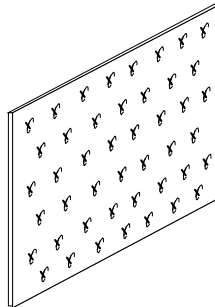
Painted Embossed Metal Platform Faces

Description	Model No.	Price
13"H Painted Embossed Faces.		
18"W	XPE.1318.++	\$72
24"W	XPE.1324.++	\$79
30"W	XPE.1330.++	\$86
36"W	XPE.1336.++	\$90
42"W	XPE.1342.++	\$100
48"W	XPE.1348.++	\$109
54"W	XPE.1354.++	\$110
60"W	XPE.1360.++	\$118



+ADD POWDER COAT FINISH

26"H Painted Embossed Faces.		
18"W	XPE.2618.++	\$91
24"W	XPE.2624.++	\$103
30"W	XPE.2630.++	\$117
36"W	XPE.2636.++	\$123
42"W	XPE.2642.++	\$139
48"W	XPE.2648.++	\$159
54"W	XPE.2654.++	\$162
60"W	XPE.2660.++	\$174



+ADD POWDER COAT FINISH

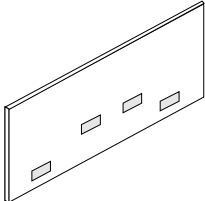
NOTE: Contact Customer Service for Custom Embossment Pricing.

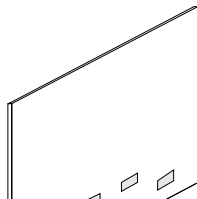
Standard Features

Voice/Data Electrical Painted Metal Faces

- ♦ 20 gauge steel construction.
- ♦ Textured powder coated finish.
- ♦ Knockouts for both voice/data & electrical outlets.
- ♦ Available in 13" & 26" heights.
- ♦ Removable/replaceable.

Painted Metal Electrical & Voice / Data Platform Faces

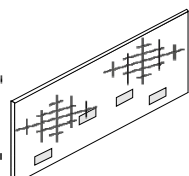
Description	Model No.	Price
13" Painted Face containing knockouts for both power & voice/data outlets.		
 24"W	XVD.1324.++	\$97
30"W	XVD.1330.++	\$99
36"W	XVD.1336.++	\$114
42"W	XVD.1342.++	\$123
48"W	XVD.1348.++	\$132
54"W	XVD.1354.++	\$137
60"W	XVD.1360.++	\$142
+ADD POWDER COAT FINISH		

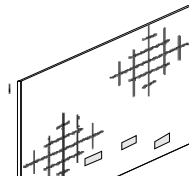
26" Painted Face containing knockouts for both power & voice/data outlets.		
 24"W	XVD.2624.++	\$122
30"W	XVD.2630.++	\$138
36"W	XVD.2636.++	\$144
42"W	XVD.2642.++	\$164
48"W	XVD.2648.++	\$180
54"W	XVD.2654.++	\$184
60"W	XVD.2660.++	\$197
+ADD POWDER COAT FINISH		

NOTE: Voice & Data Platform Faces may be flipped as shown

Note: Includes three (3) Outlet Covers. Voice/Data Plug in Covers must be ordered separately.

Fabric Covered Electrical & Voice / Data Platform Faces

Description	Model No.	COM			
		A/Q	B	C	D
13" Fabric Covered Face containing knockouts for both power & voice/data outlets.					
 24"W	XCFVD*.1324.+++	\$197	\$198	\$201	\$206
30"W	XCFVD*.1330.+++	\$206	\$207	\$210	\$216
36"W	XCFVD*.1336.+++	\$228	\$233	\$238	\$249
42"W	XCFVD*.1342.+++	\$238	\$243	\$247	\$258
48"W	XCFVD*.1348.+++	\$247	\$252	\$258	\$267
54"W	XCFVD*.1354.+++	\$258	\$261	\$267	\$277
60"W	XCFVD*.1360.+++	\$267	\$271	\$277	\$286

26" Fabric Covered Face containing knockouts for both power & voice/data outlets.					
 24"W	XCFVD*.2624.+++	\$244	\$247	\$253	\$263
30"W	XCFVD*.2630.+++	\$261	\$264	\$271	\$279
36"W	XCFVD*.2636.+++	\$305	\$312	\$323	\$341
42"W	XCFVD*.2642.+++	\$321	\$329	\$340	\$357
48"W	XCFVD*.2648.+++	\$339	\$346	\$358	\$375
54"W	XCFVD*.2654.+++	\$355	\$362	\$377	\$391
60"W	XCFVD*.2660.+++	\$373	\$380	\$391	\$408

*** ADD FABRIC GRADE**

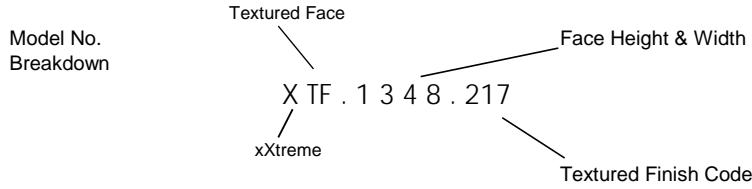
+ ADD FABRIC CODE

Metal back is black

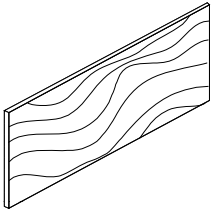
Standard Features

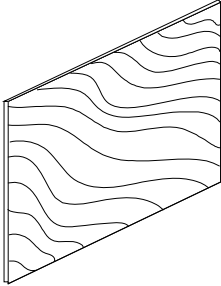
Textured Finish Faces

- Wood grain or solid color xXphusion Faces.
- Available in 13" & 26" heights.
- Removable/replaceable.



Textured Finish Platform Faces

Description	Model No.	Price
13" Textured Finish Faces.		
 18"W	XTF.1318.+++	\$109
24"W	XTF.1324.+++	\$126
30"W	XTF.1330.+++	\$142
36"W	XTF.1336.+++	\$171
42"W	XTF.1342.+++	\$189
48"W	XTF.1348.+++	\$197
54"W	XTF.1354.+++	\$223
60"W	XTF.1360.+++	\$237
+ADD TEXTURED FINISH		

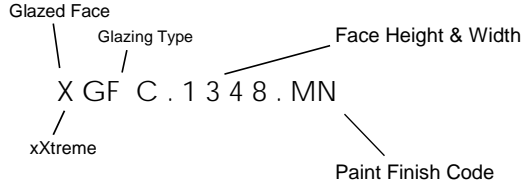
26" Textured Finish Faces.		
 18"W	XTF.2618.+++	\$181
24"W	XTF.2624.+++	\$209
30"W	XTF.2630.+++	\$241
36"W	XTF.2636.+++	\$297
42"W	XTF.2642.+++	\$334
48"W	XTF.2648.+++	\$367
54"W	XTF.2654.+++	\$416
60"W	XTF.2660.+++	\$433
+ADD TEXTURED FINISH		

Standard Features

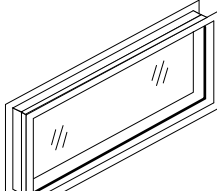
Glazed Faces

- Faces available in Clear & Opaque.
- Applications may be changed in the field.
- Available in 13" & 26" heights.
- Removable/replaceable.
- Frame available in all standard colors.
- Tempered Glass is available as an option, see pricing below.

Model No.
Breakdown

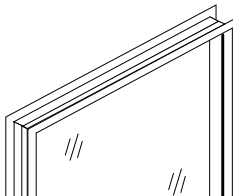


Glazed Platform Faces

Description	Model No.	Price-Plexi Polycarb		Price- Temp Glass	
		Clear C or TWC	Opaque O	Clear TC or TG	Opaque TO
Price includes Glaze & frame for both sides of the Platform.					
13" Glazed Faces.					
 18"W	XGF*.1318.++	\$228	\$236	\$347	\$516
24"W	XGF*.1324.++	\$245	\$263	\$353	\$522
30"W	XGF*.1330.++	\$271	\$288	\$360	\$530
36"W	XGF*.1336.++	\$299	\$329	\$366	\$536
42"W	XGF*.1342.++	\$321	\$351	\$405	\$568
48"W	XGF*.1348.++	\$344	\$382	\$416	\$612
54"W	XGF*.1354.++	\$367	\$398	\$441	\$663
60"W	XGF*.1360.++	\$381	\$411	\$466	\$713

* ADD GLAZE TYPE
+ ADD POWDER COAT FINISH

Note: Opaque is glazing which allows light to shine through but does not allow a view of what is on the other side of the window.

Description	Model No.	Price-Plexi Polycarb		Price- Temp Glass	
		Clear C or TWC	Opaque O	Clear TC or TG	Opaque TO
Price includes glaze & frame for both sides of the Platform.					
26" Glazed Faces.					
 18"W	XGF*.2618.++	\$264	\$303	\$357	\$541
24"W	XGF*.2624.++	\$284	\$349	\$393	\$619
30"W	XGF*.2630.++	\$296	\$384	\$447	\$733
36"W	XGF*.2636.++	\$313	\$411	\$499	\$847
42"W	XGF*.2642.++	\$360	\$427	\$579	\$986
48"W	XGF*.2648.++	\$384	\$445	\$632	\$1,102
54"W	XGF*.2654.++	\$410	\$497	\$684	\$1,215
60"W	XGF*.2660.++	\$416	\$508	\$734	\$1,328

* ADD GLAZE TYPE
+ ADD POWDER COAT FINISH

Note: Opaque is glazing which allows light to shine through but does not allow a view of what is on the other side of the window.

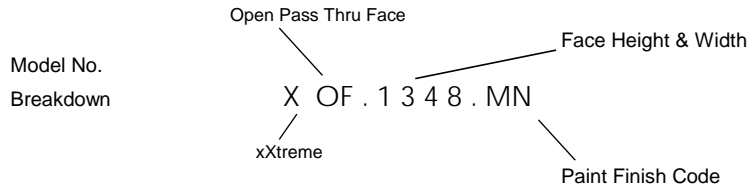
Glass Options:

- C Clear Polycarbonate Plexiglass
- TWC Clear Twinwall Polycarbonate
- O Opaque (White Polycarbonate Plexiglass)
- TC Tempered Glass, Clear
- TG Tempered Glass, Green
- TO Tempered Glass, Opaque (White)

Standard Features

Open Pass-Thru Faces

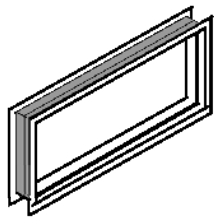
- Available in 13" & 26" heights
- Removable/replaceable.
- Face available in all standard colors.



Open Pass -Thru Faces

Description	Model No.	Price
-------------	-----------	-------

Price includes frame for both sides of the Platform.

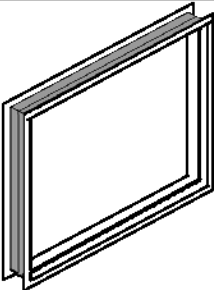


13" Open pass-thru Faces.

18"W	XOF.1318.++	\$222
24"W	XOF.1324.++	\$243
30"W	XOF.1330.++	\$262
36"W	XOF.1336.++	\$299
42"W	XOF.1342.++	\$315
48"W	XOF.1348.++	\$333
54"W	XOF.1354.++	\$395
60"W	XOF.1360.++	\$416

+ ADD POWDER COAT FINISH

Price includes frame for both sides of the Platform.



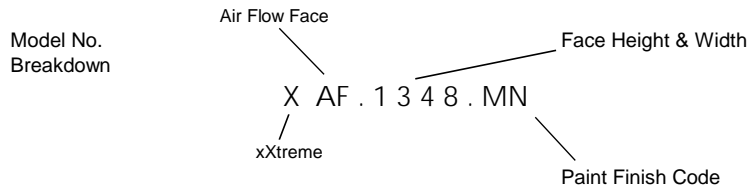
26" Open pass-thru Faces.

18"W	XOF.2618.++	\$268
24"W	XOF.2624.++	\$290
30"W	XOF.2630.++	\$316
36"W	XOF.2636.++	\$348
42"W	XOF.2642.++	\$365
48"W	XOF.2648.++	\$401
54"W	XOF.2654.++	\$424
60"W	XOF.2660.++	\$442

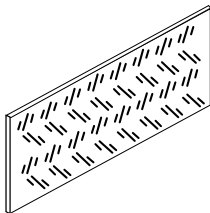
+ ADD POWDER COAT FINISH

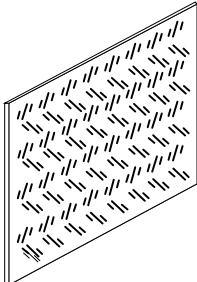
Standard Features

- Air Flow Faces**
- Available in 13" & 26" heights
 - Removable/replaceable.
 - Face available in all standard colors.





Air Flow Platform Faces

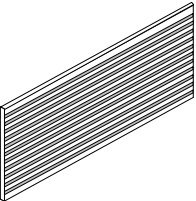
Description	Model No.	Price
13" Air Flow Faces.		
 18"W	XAF.1318.++	\$73
24"W	XAF.1324.++	\$79
30"W	XAF.1330.++	\$87
36"W	XAF.1336.++	\$90
42"W	XAF.1342.++	\$100
48"W	XAF.1348.++	\$109
54"W	XAF.1354.++	\$111
60"W	XAF.1360.++	\$119
+ ADD POWDER COAT FINISH		

26" Air Flow Faces.		
 18"W	XAF.2618.++	\$91
24"W	XAF.2624.++	\$103
30"W	XAF.2630.++	\$117
36"W	XAF.2636.++	\$123
42"W	XAF.2642.++	\$142
48"W	XAF.2648.++	\$159
54"W	XAF.2654.++	\$162
60"W	XAF.2660.++	\$174
+ ADD POWDER COAT FINISH		

White Marker Board Faces

	Description	Model No.	Price
	13" White Marker Faces.		
	24"W	XWB.1324	\$350
	30"W	XWB.1330	\$355
	36"W	XWB.1336	\$364
	42"W	XWB.1342	\$376
	48"W	XWB.1348	\$388
	54"W	XWB.1354	\$401
	60"W	XWB.1360	\$412
	26" White Marker Faces.		
	24"W	XWB.2624	\$445
	30"W	XWB.2630	\$451
	36"W	XWB.2636	\$454
	42"W	XWB.2642	\$465
	48"W	XWB.2648	\$484
	54"W	XWB.2654	\$496
	60"W	XWB.2660	\$515

Accessory Rail Faces

	Description	Model No.	Price
	Rail Face		
	<ul style="list-style-type: none"> ♦ Aluminum Construction. ♦ Holds paper management products shown on page 8.2. ♦ Available in 13" height only. ♦ Removable/Replaceable. ♦ Textured powder coated finish. 		
	13" Accessory Rail Faces.		
	18"W	XAR.1318.++	\$182
	24"W	XAR.1324.++	\$197
	30"W	XAR.1330.++	\$216
	36"W	XAR.1336.++	\$232
	42"W	XAR.1342.++	\$251
	48"W	XAR.1348.++	\$266
	54"W	XAR.1354.++	\$281
	60"W	XAR.1360.++	\$297
	+ ADD POWDER COAT FINISH		

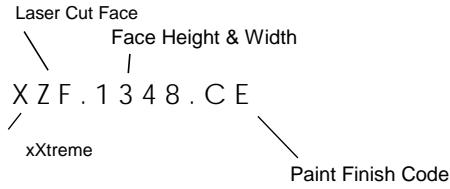
See pages 8.2 for paper management products which attach to this Rail Face.

Standard Features


Laser Cut Painted Metal Faces

- Company names or logos laser cut into face.
- 20 gauge steel construction.
- Textured powder coated finish.
- Available in 13" & 26" heights.
- Removable/replaceable.


Model No.
Breakdown



Laser Cut Painted Metal Platform Faces

Description	Model No.	Price	
13"H Laser Cut Painted Faces.			
	18"W	XZF.1318.++	\$811
	24"W	XZF.1324.++	\$817
	30"W	XZF.1330.++	\$822
	36"W	XZF.1336.++	\$825
	42"W	XZF.1342.++	\$835
	48"W	XZF.1348.++	\$841
	54"W	XZF.1354.++	\$844
	60"W	XZF.1360.++	\$850
+ ADD POWDER COAT FINISH			

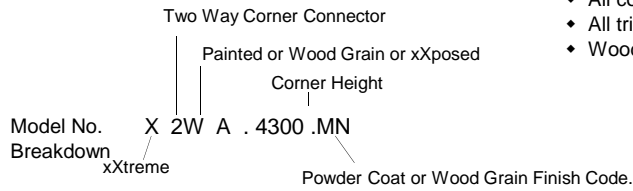
Note: In addition to the above pricing, an art setup charge of \$100 Net is charged for each graphic used. A camera ready copy of the artwork must be supplied, additional charges will apply if art work is not usable in the form supplied. Contact customer service for additional information.

26"H Laser Cut Painted Faces.			
	18"W	XZF.2618.++	\$826
	24"W	XZF.2624.++	\$837
	30"W	XZF.2630.++	\$848
	36"W	XZF.2636.++	\$854
	42"W	XZF.2642.++	\$880
	48"W	XZF.2648.++	\$882
	54"W	XZF.2654.++	\$884
	60"W	XZF.2660.++	\$898
+ ADD POWDER COAT FINISH			

Note: In addition to the above pricing, an art setup charge of \$104 Net is charged for each graphic used. A camera ready copy of the artwork must be supplied, additional charges will apply if art work is not usable in the form supplied. Contact customer service for additional information.

Standard Features

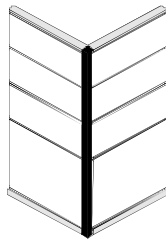
- Universal corner block connectors.
- All connecting hardware included.
- All trims available in standard powder coat colors.
- Wood Grain trim available.



Corner Connector Kits

Description	Model No.	Wood Grain		
		Painted A	B	xXposed D

2-Way, 90 Degree Vertical Platform Corner Connector kits

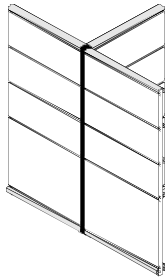


30"H	X2W*.3000.++	\$88	\$180	\$96
43"H	X2W*.4300.++	\$88	\$180	\$96
56"H	X2W*.5600.++	\$115	\$220	\$123
69"H	X2W*.6900.++	\$125	\$245	\$136
82"H	X2W*.8200.++	\$153	\$287	\$163
95"H	X2W*.9500.++	\$179	\$336	\$191
108"H	X2W*.1080.++	\$205	\$368	\$218
121"H	X2W*.1210.++	\$231	\$408	\$244

* ADD TRIM FINISH CODE

+ ADD POWDER COAT OR WOOD GRAIN FINISH NO.

3-Way T-condition Vertical Platform Corner Connector kits

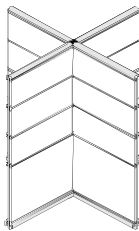


30"H	X3W*.3000.++	\$69	\$153	\$77
43"H	X3W*.4300.++	\$69	\$153	\$77
56"H	X3W*.5600.++	\$92	\$184	\$99
69"H	X3W*.6900.++	\$97	\$201	\$106
82"H	X3W*.8200.++	\$119	\$234	\$129
95"H	X3W*.9500.++	\$140	\$267	\$153
108"H	X3W*.1080.++	\$162	\$299	\$175
121"H	X3W*.1210.++	\$184	\$333	\$199

* ADD TRIM FINISH CODE

+ ADD POWDER COAT OR WOOD GRAIN FINISH NO.

4-Way Vertical Platform Corner Connector kits

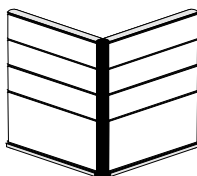


30"H	X4W*.3000.++	\$38	n/a	\$45
43"H	X4W*.4300.++	\$38	n/a	\$45
56"H	X4W*.5600.++	\$55	n/a	\$63
69"H	X4W*.6900.++	\$56	n/a	\$64
82"H	X4W*.8200.++	\$72	n/a	\$82
95"H	X4W*.9500.++	\$88	n/a	\$101
108"H	X4W*.1080.++	\$105	n/a	\$119
121"H	X4W*.1210.++	\$121	n/a	\$136

* TRIM FINISH IS BLACK

+ ADD POWDER COAT FINISH IF TYPE D.

2-Way, 135 Degree Vertical Platform Corner Connector kits



30"H	X135W*.3000.++	\$402	\$524	\$413
43"H	X135W*.4300.++	\$408	\$529	\$419
56"H	X135W*.5600.++	\$413	\$535	\$424
69"H	X135W*.6900.++	\$419	\$540	\$430
82"H	X135W*.8200.++	\$430	\$551	\$441
95"H	X135W*.9500.++	\$496	\$617	\$507
108"H	X135W*.1080.++	\$524	\$645	\$535
121"H	X135W*.1210.++	\$535	\$656	\$546

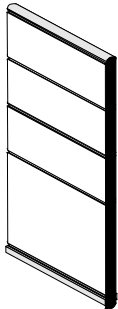
* ADD TRIM FINISH CODE

+ ADD POWDER COAT OR WOOD GRAIN FINISH NO.

Description	Model No.	Wood Grain	
		Painted A	B

End Trim

End trim is applied at the end of a Vertical Platform run

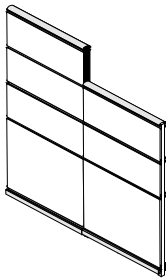


30"H	XET*.3000.++	\$51	\$142
43"H	XET*.4300.++	\$51	\$142
56"H	XET*.5600.++	\$59	\$163
69"H	XET*.6900.++	\$67	\$183
82"H	XET*.8200.++	\$87	\$215
95"H	XET*.9500.++	\$96	\$235
108"H	XET*.1080.++	\$108	\$260
121"H	XET*.1210.++	\$118	\$278

* ADD TRIM FINISH CODE
+ ADD POWDER COAT OR WOOD GRAIN FINISH NO.

Stepping End Trim

Stepping End Trim is applied to Vertical Platforms where there is a step-down in height

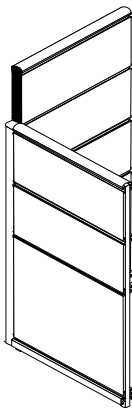


13"H	XST*.1300.++	\$35	\$98
26"H	XST*.2600.++	\$47	\$123
39"H	XST*.3900.++	\$56	\$144
52"H	XST*.5200.++	\$63	\$162
65"H	XST*.6500.++	\$72	\$182
78"H	XST*.7800.++	\$93	\$215

* ADD TRIM FINISH CODE
+ ADD POWDER COAT OR WOOD GRAIN FINISH NO.

Stepping Corner End Trim

Stepping Corner End Trim is applied to Vertical Platforms where there is a corner condition

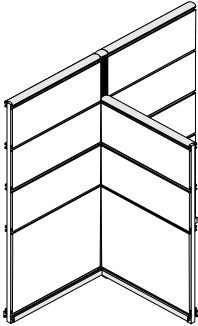


13"H	XCE*.1300.++	\$35	\$98
26"H	XCE*.2600.++	\$47	\$123
39"H	XCE*.3900.++	\$56	\$144
52"H	XCE*.5200.++	\$63	\$162
65"H	XCE*.6500.++	\$72	\$182
78"H	XCE*.7800.++	\$93	\$215

* ADD TRIM FINISH CODE
+ ADD POWDER COAT OR WOOD GRAIN FINISH NO.

Description	Model No.	Wood Grain		
		Painted A	B	xXposed D

Stepping Corner Trim Version 1

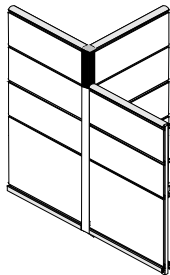


Stepping Corner Trim				
13"H	XSC*.1300.++	\$24	\$85	\$27
26"H	XSC*.2600.++	\$33	\$104	\$36
39"H	XSC*.3900.++	\$40	\$122	\$46
52"H	XSC*.5200.++	\$47	\$141	\$58
65"H	XSC*.6500.++	\$56	\$160	\$71
78"H	XSC*.7800.++	\$72	\$188	\$86

* ADD TRIM FINISH CODE
 + ADD POWDER COAT OR WOOD GRAIN FINISH NO.

Stepping Corner Trim is applied to 3-Way & 4-Way corner conditions when there is a step-down in Vertical Platform heights **as shown**.

Stepping Corner Trim Version 2



Stepping Corner Trim Version 2				
13"H	XS2*.1300.++	\$26	\$92	\$31
26"H	XS2*.2600.++	\$37	\$116	\$41
39"H	XS2*.3900.++	\$47	\$141	\$55
52"H	XS2*.5200.++	\$59	\$167	\$68
65"H	XS2*.6500.++	\$69	\$191	\$72
78"H	XS2*.7800.++	\$87	\$217	\$102

* ADD TRIM FINISH CODE
 + ADD POWDER COAT OR WOOD GRAIN FINISH NO.

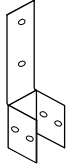
Stepping corner trim is applied to 3-Way & 4-Way corner conditions when there is a step-down in Vertical Platform heights **as shown**.

Description

Model No.

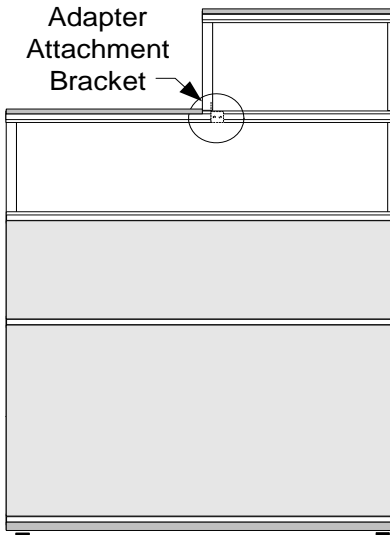
Price

Half Vertical Platform Stack-On Adapter Attachment Bracket



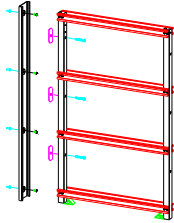
This adapter attachment bracket is used to secure an 18" Stack-On Vertical Platform to a 36", a 24" Stack-On Vertical Platform to a 48" or a 30" Stack-on Vertical Platform to a 60" base Vertical Platform.

Half Vertical Platform Stack-On Adapter Attachment Bracket
XAB
\$12



Description	Model No.	Price
-------------	-----------	-------

Vertical Platform to Hard Wall Adapter

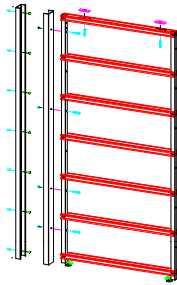


Vertical Platform to Hard Wall Adapter		
30"H	XHWA.3000.++	\$55
43"H	XHWA.4300.++	\$55
56"H	XHWA.5600.++	\$59
69"H	XHWA.6900.++	\$66
82"H	XHWA.8200.++	\$73
95"H	XHWA.9500.++	\$76
108"H	XHWA.1080.++	\$82
120"H	XHWA.1210.++	\$85

+ADD POWDER COAT FINISH

This adapter allows the attachment of vertical platforms to hard walls at right angles. Wall fasteners not provided.

Adjustable Vertical Platform to Hard Wall Adapter



Adjustable from 1 3/8" to 2 1/4" Vertical Platform to Hard Wall Adapter		
30"H	XAA1.3000.++	\$321
43"H	XAA1.4300.++	\$321
56"H	XAA1.5600.++	\$346
69"H	XAA1.6900.++	\$369
82"H	XAA1.8200.++	\$393
95"H	XAA1.9500.++	\$418
108"H	XAA1.1080.++	\$442
120"H	XAA1.1210.++	\$442

Adjustable from 2 1/4" to 4" Vertical Platform to Hard Wall Adapter		
30"H	XAA2.3000.++	\$329
43"H	XAA2.4300.++	\$329
56"H	XAA2.5600.++	\$357
69"H	XAA2.6900.++	\$386
82"H	XAA2.8200.++	\$413
95"H	XAA2.9500.++	\$442
108"H	XAA2.1080.++	\$470
120"H	XAA2.1210.++	\$470

Adjustable from 4" to 7 1/2" Vertical Platform to Hard Wall Adapter		
30"H	XAA3.3000.++	\$346
43"H	XAA3.4300.++	\$346
56"H	XAA3.5600.++	\$376
69"H	XAA3.6900.++	\$407
82"H	XAA3.8200.++	\$438
95"H	XAA3.9500.++	\$467
108"H	XAA3.1080.++	\$498
120"H	XAA3.1210.++	\$498

+ADD POWDER COAT FINISH

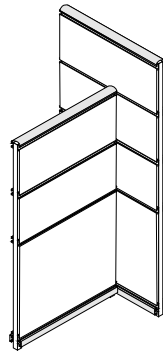
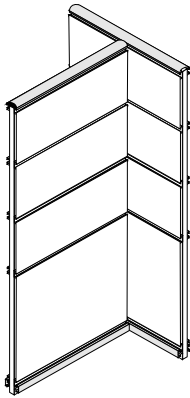
Note: Hard wall attachment hardware not included.

Off-Module Vertical Platform to Vertical Platform Attachment Brackets

This adapter bracket allows for the attachment of one Vertical Platform to another, independent of a corner condition, anywhere on the face of a straight Vertical Platform run.

		Price A	Exposed D
Vertical Platform to Vertical Platform Off-Module Adapter Bracket			
30"H to 69" H	XOM*.4300.++	\$90	\$95
82"H to 121"H	XOM*.8200.++	\$135	\$143

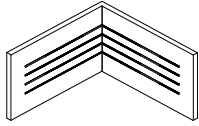
* ADD TRIM FINISH CODE
 + ADD POWDER COAT FINISH



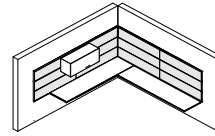
SAMPLE: XOMA.4300

Note: when ordering Off-Module Vertical Platform to Vertical Platform Attachment Bracket Kits, where step down Vertical Platform heights occur, order kit for shorter Vertical Platform height.

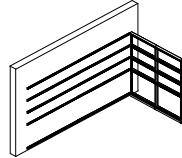
xXtreme's horizontal wall rail system allows for the attachment of standard or COM faces, Horizontal Work Platforms, Vertical Platforms and support brackets & overhead storage to hard walls.



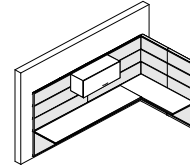
Hard wall with Wall Rails attached.



Faces, horizontal work platforms & overhead storage attached.



Hard wall with Wall Rails attached.

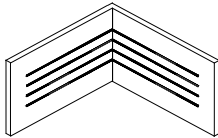


Faces, horizontal work platforms & overhead storage attached.

See inside front cover for finish options.

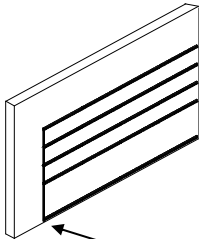
Finish Type:

Description	Model No.	Finish Type:	
		A	D
Horizontal Wall Rail			
24"L	XWR*.24.++	\$40	\$44
30"L	XWR*.30.++	\$41	\$45
36"L	XWR*.36.++	\$43	\$47
42"L	XWR*.42.++	\$45	\$50
48"L	XWR*.48.++	\$46	\$51
54"L	XWR*.54.++	\$47	\$52
60"L	XWR*.60.++	\$49	\$53
96"L	XWR*.96.++	\$55	\$61



* ADD TRIM FINISH CODE
+ ADD POWDER COAT FINISH

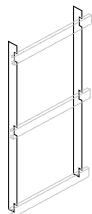
Vertical End Trim			
13"H	XVT*.13.++	\$40	\$40
26"H	XVT*.26.++	\$44	\$44
39"H	XVT*.39.++	\$52	\$52
52"H	XVT*.52.++	\$56	\$56
65"H	XVT*.65.++	\$61	\$61
78"H	XVT*.78.++	\$64	\$64



* ADD TRIM FINISH CODE
+ ADD POWDER COAT FINISH

Please see page 6.20 - 6.23 for Horizontal Work Platform Support Brackets.

End Trim



This tool set is used to properly space horizontal wall rail when applied to hard walls.

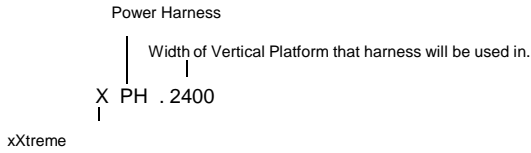
Horizontal Wall Rail Alignment Tool Set

XWRAT	\$70
-------	------

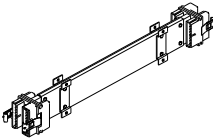
Standard Features

- 8 Wire, 4 Circuit system
- Electrical harnesses may be placed at any horizontal rail from the bottom to the top of the Vertical Platform.

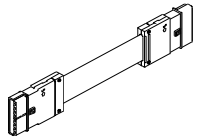
Model No.
Breakdown



Electrical Power Harness

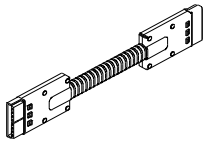
	Description	Model No.	Price
	Electrical Power Harness.		
	24"L	XPH.2400	\$114
	30"L	XPH.3000	\$118
	36"L	XPH.3600	\$125
	42"L	XPH.4200	\$131
	48"L	XPH.4800	\$137
	54"L	XPH.5400	\$142
	60"L	XPH.6000	\$149

Festoon Jumper

	Connects one power harness to another power harness.		
	Electrical Festoon Jumper cable		
	9"	XFJ.1200	\$63
	Connects one power harness to another power harness around a corner.		
Electrical Festoon Jumper cable			
12"	XFJ.1400	\$75	

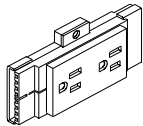
Electrical Pass Thru Cables

Description	Model No.	Price
This pass-thru cable must connect to an Electrical Power Harness (see page 4.1) on each end.		
Electrical Pass-Thru cable		
18"	XPT.1800	\$134
24"	XPT.2400	\$138
30"	XPT.3000	\$146
36"	XPT.3600	\$151
42"	XPT.4200	\$157
48"	XPT.4800	\$160
54"	XPT.5400	\$293
60"	XPT.6000	\$298
66"	XPT.6600	\$303
72"	XPT.7200	\$309
84"	XPT.8400	\$336
96"	XPT.9600	\$347
108"	XPT.1080	\$353
120"	XPT.1200	\$358
132"	XPT.1320	\$364



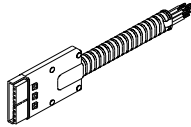
Duplex Receptacles

Duplex Receptacles			
Circuit 1	XDR.1000	\$24	General Use, Circuit 1
Circuit 2	XDR.2000	\$24	General Use, Circuit 2
Circuit 3	XDR.3000	\$24	General Use, Circuit 3
Circuit 4	XDR.4000	\$24	Isolated Use, Circuit 4



Power Feeds

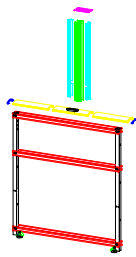
Description	Model No.	Price
Base Power Feed Kit - 72" Liquid tight to wall . Hardwire needed to building feed.		
72"L	XBF.7200	\$316
120" Ceiling power Feed Harness Only. Hardwire needed to building feed.		
	XHO.1200	\$148



Power Pole Kit

Power poles will attach at any point along the top on the Vertical Platform.

84" Power pole Kit with 120" Ceiling power feed Harness. Hardwire needed to building feed.		
	XPP.8400.++	\$448
84" Power pole Only. With Special Top Cap		
	XPO.8400.++	\$300
120" Ceiling power Feed Harness Only.		
	XHO.1200	\$148



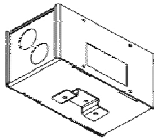
+ ADD PAINT FINISH CODE

Power Pole kits include: Power Pole

Ceiling Trim Kit
Special Top Cap

Chicago Electrical

Junction Box		
	XCB	\$413
Junction Box Metal Mounting Brackets		
	XCA	\$55

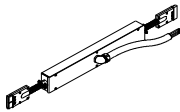
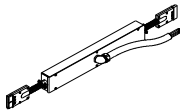


New York City Base Feed Kits

Base Power Feed Kits for the city of New York		
30"L	XNBP	\$755

Note: This base feed must connect to a XPT.XXXX (I.E. XPT.3600 36"pass-thru cable) which will then connect to the Power Harness.

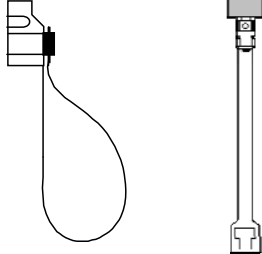
Note: To order correct length, add width of vertical platform containing infeed plus any additional vertical platforms that must be passed through.



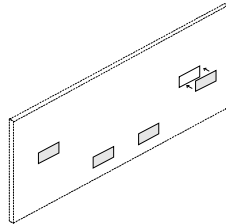
30"L	XNBH	\$755
------	------	--------------


Note: This base feed is used when you are powering below the horizontal work platform of the same vertical platform in which the base feed will be located.
No pass-through cable is required.


Cable Hanger

	Description	Model No.	Price
	Carries voice and data cables inside the vertical platform.	XCH	\$16

Outlet Voice/Data Covers



	Outlet Covers to fill unused ports in electrical / Voice Data Faces.	XPB.BK	\$7
--	--	--------	------------

	Voice & Data Plug in Cover. (Accepts RJ11 & RJ45 inserts)	XVDC.BK	\$10
---	---	---------	-------------

NOTE: Fits Amp, Leviton or similar style jacks.

xXtreme Vertical Platforms may be extended to the ceiling to create a floor-to-ceiling fully enclosed office space. Ceiling track is attached to the drop ceiling grid allowing the vertical platform to be inserted. Custom Faces must be ordered for ceiling height conditions. Ceiling track is shipped in 8' and 10' lengths, corners come preformed. Tegular Ceiling clips are included.

The following formula is used to determine the height of a Custom Stack-On Vertical Platform:

Determine the overall height of the ceiling at the lowest point (field measurement required) and deduct 4" from that ceiling height. The remaining height is the required height of the floor-to-ceiling vertical platform to be used. See fig. 1 below for sample ceiling heights and the height of the Custom Stack-On Vertical Platform.

NOTE: Specify type of ceiling grid. Standard grid size 9/16" or 15/16"

NOTE: Factory will determine the correct face size to fit custom platform height.

NOTE: Factory is not responsible for field measuring of ceiling height. factory will determine finish custom frame height after field measured ceiling heights have been received.

NOTE: Ceiling & Floor Track must be ordered - see page 5.6

NOTE: Layout drawing is required to determine ceiling channel parts required.

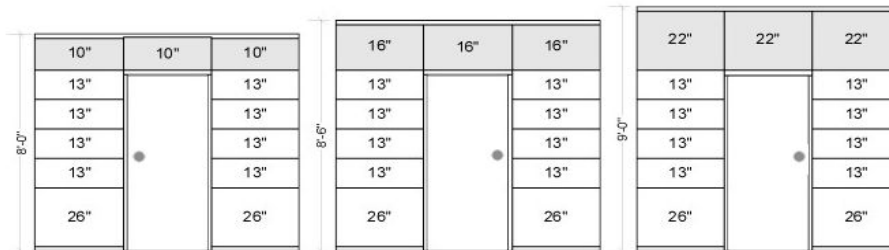
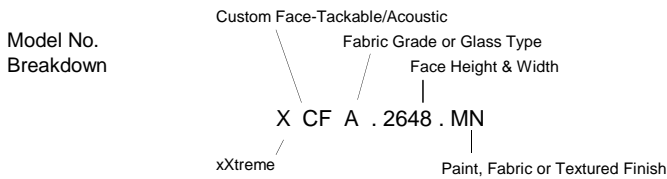


FIG. 1

Samples of Custom Floor To Ceiling Vertical Platforms with Custom Sized Stack-Ons.

	Description	Model No	Price
	13"to 26"H Custom Stack-on Vertical Platforms		
	18"W	XCF.2618.++	\$142
	24"W	XCF.2624.++	\$149
	30"W	XCF.2630.++	\$155
	36"W	XCF.2636.++	\$160
	42"W	XCF.2642.++	\$166
	48"W	XCF.2648.++	\$182
	54"W	XCF.2654.++	\$189
	60"W	XCF.2660.++	\$195
	+ ADD POWDER COAT FINISH		

Faces - Tackable Acoustic Custom Height

	Description	Model No	COM				
			Q	1-A	2-B	3-C	4-D
	13"to 26"H Custom Tackable / Acoustic Fabric Covered Faces						
	18"W	XCA*.2618.+++	\$96	\$104	\$106	\$113	\$122
	24"W	XCA*.2624.+++	\$106	\$110	\$114	\$125	\$130
	30"W	XCA*.2630.+++	\$120	\$124	\$132	\$144	\$151
	36"W	XCA*.2636.+++	\$133	\$139	\$148	\$160	\$169
	42"W	XCA*.2642.+++	\$149	\$152	\$166	\$181	\$190
	48"W	XCA*.2648.+++	\$163	\$170	\$182	\$201	\$211
	54"W	XCA*.2654.+++	\$178	\$184	\$199	\$216	\$227
	60"W	XCA*.2660.+++	\$195	\$201	\$217	\$238	\$240
	* ADD FABRIC GRADE						
+ ADD FABRIC CODE							

Description	Model No	Price
13"to 26"H Custom Textured Finish Faces		
18"W	XCCT.2618.+++	\$209
24"W	XCCT.2624.+++	\$215
30"W	XCCT.2630.+++	\$252
36"W	XCCT.2636.+++	\$310
42"W	XCCT.2642.+++	\$350
48"W	XCCT.2648.+++	\$384
54"W	XCCT.2654.+++	\$414
60"W	XCCT.2660.+++	\$453

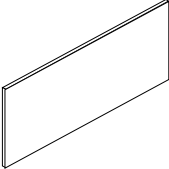


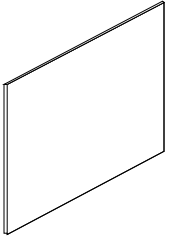
+ADD TEXTURED FINISH

Painted Metal Platform Faces For Floor to Ceiling Vertical Platforms

Description	Model No.	Price
-------------	-----------	-------

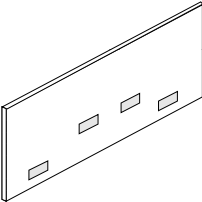
These metal faces are designed to allow for the pass-through of electrical connectors required for floor to ceiling applications.

13"H Painted Faces for floor to ceiling Vertical Platforms.		
	18"W	XCPF.1318.++ \$ 106
	24"W	XCPF.1324.++ \$ 115
	30"W	XCPF.1330.++ \$ 127
	36"W	XCPF.1336.++ \$ 136
	42"W	XCPF.1342.++ \$ 148
	48"W	XCPF.1348.++ \$ 158
	54"W	XCPF.1354.++ \$ 170
	60"W	XCPF.1360.++ \$ 179
+ ADD POWDER COAT FINISH		

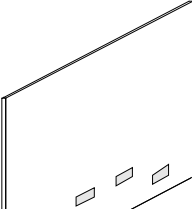
26"H Painted Faces for floor to ceiling Vertical Platforms.		
	18"W	XCPF.2618.++ \$ 136
	24"W	XCPF.2624.++ \$ 155
	30"W	XCPF.2630.++ \$ 173
	36"W	XCPF.2636.++ \$ 190
	42"W	XCPF.2642.++ \$ 210
	48"W	XCPF.2648.++ \$ 229
	54"W	XCPF.2654.++ \$ 247
	60"W	XCPF.2660.++ \$ 266
+ ADD POWDER COAT FINISH		

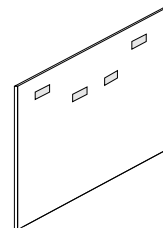
Painted Metal Electrical & Voice / Data Platform Faces

These metal faces are designed to allow for the pass-through of electrical connectors required for floor to ceiling applications.

13" Painted Face containing knockouts for both power & voice/data outlets. for floor to ceiling Vertical Platforms		
	24"W	XCVD.1324.++ \$ 150
	30"W	XCVD.1330.++ \$ 162
	36"W	XCVD.1336.++ \$ 172
	42"W	XCVD.1342.++ \$ 184
	48"W	XCVD.1348.++ \$ 193
	54"W	XCVD.1354.++ \$ 202
	60"W	XCVD.1360.++ \$ 216
+ ADD POWDER COAT FINISH		

Note: Includes three (3) Outlet Covers. Voice/Data Plug in Covers must be ordered separately.

26" Painted Face containing knockouts for both power & voice/data outlets.		
	24"W	XCVD.2624.++ \$ 188
	30"W	XCVD.2630.++ \$ 209
	36"W	XCVD.2636.++ \$ 215
	42"W	XCVD.2642.++ \$ 254
	48"W	XCVD.2648.++ \$ 263
	54"W	XCVD.2654.++ \$ 270
	60"W	XCVD.2660.++ \$ 299

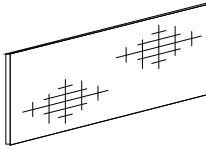


+ADD POWDER COAT FINISH

NOTE: Voice & Data Platform Faces may be flipped as shown
Note: Includes three (3) Outlet Covers. Voice/Data Plug in Covers must be ordered separately.

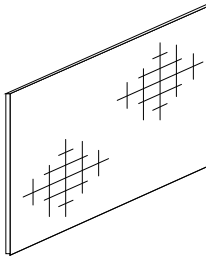
Fabric Covered Metal Platform Faces For Floor to Ceiling Vertical Platforms

Description	Model No.	A/Q COM	B	C	D
These faces are designed to allow for the pass-through of electrical connectors required for floor to ceiling applications.					
13"H Fabric Covered metal Faces for floor to ceiling Vertical Platforms.					
18"W	XCFMF*.1318.+++	\$180	\$181	\$185	\$187
24"W	XCFMF*.1324.+++	\$194	\$195	\$199	\$205
30"W	XCFMF*.1330.+++	\$205	\$206	\$208	\$214
36"W	XCFMF*.1336.+++	\$228	\$233	\$238	\$248
42"W	XCFMF*.1342.+++	\$238	\$243	\$248	\$257
48"W	XCFMF*.1348.+++	\$248	\$252	\$258	\$269
54"W	XCFMF*.1354.+++	\$258	\$263	\$269	\$278
60"W	XCFMF*.1360.+++	\$269	\$272	\$278	\$288



+ ADD FABRIC GRADE
+ ADD FABRIC CODE

26"H Fabric Covered Metal Faces for floor to ceiling Vertical Platforms.					
18"W	XCFMF*.2618.+++	\$218	\$220	\$224	\$230
24"W	XCFMF*.2624.+++	\$244	\$250	\$254	\$264
30"W	XCFMF*.2630.+++	\$263	\$265	\$272	\$280
36"W	XCFMF*.2636.+++	\$308	\$315	\$328	\$346
42"W	XCFMF*.2642.+++	\$324	\$334	\$346	\$363
48"W	XCFMF*.2648.+++	\$343	\$350	\$363	\$380
54"W	XCFMF*.2654.+++	\$360	\$367	\$380	\$370
60"W	XCFMF*.2660.+++	\$407	\$386	\$398	\$415



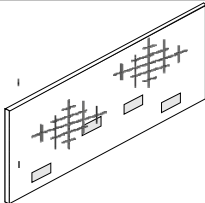
+ADD FABRIC GRADE
+ ADD FABRIC CODE

Fabric Covered Metal Electrical & Voice / Data Platform Faces

These metal faces are designed to allow for the pass-through of electrical connectors required for floor to ceiling applications.

13" Fabric covered metal Face containing knockouts for both power & voice/data outlets. for floor to ceiling Vertical Platforms

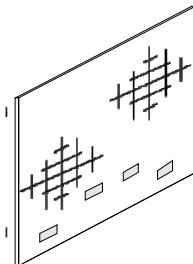
24"W	XCFVD*.1324.+++	\$206	\$207	\$211	\$215
30"W	XCFVD*.1330.+++	\$215	\$217	\$220	\$226
36"W	XCFVD*.1336.+++	\$239	\$244	\$250	\$260
42"W	XCFVD*.1342.+++	\$250	\$254	\$259	\$270
48"W	XCFVD*.1348.+++	\$259	\$264	\$270	\$279
54"W	XCFVD*.1354.+++	\$270	\$273	\$279	\$290
60"W	XCFVD*.1360.+++	\$279	\$284	\$290	\$299



+ ADD FABRIC GRADE
+ ADD FABRIC CODE

Note: Includes three (3) Outlet Covers. Voice/Data Plug in Covers must be ordered separately.

26" Fabric covered metal Face containing knockouts for both power & voice/data outlets.					
24"W	XCFVD*.2624.+++	\$256	\$259	\$265	\$276
30"W	XCFVD*.2630.+++	\$273	\$277	\$284	\$292
36"W	XCFVD*.2636.+++	\$319	\$327	\$338	\$357
42"W	XCFVD*.2642.+++	\$336	\$344	\$356	\$374
48"W	XCFVD*.2648.+++	\$355	\$362	\$375	\$393
54"W	XCFVD*.2654.+++	\$372	\$379	\$395	\$409
60"W	XCFVD*.2660.+++	\$390	\$398	\$409	\$427



+ ADD FABRIC GRADE
+ ADD FABRIC CODE

Note: Includes three (3) Outlet Covers. Voice/Data Plug in Covers must be ordered separately.

Description Model No Price

Floor & Ceiling Channel Track

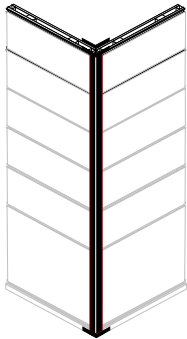


Floor & Ceiling Channel Track for Floor to Ceiling Applications		
96" Lengths	XFCT.960.++	\$637
120" Lengths	XFCT.1200.++	\$637

Note: Price includes floor & ceiling channel track and ceiling attachment clips.
Note: Channels to be cut to length in the field.

+ADD POWDER COAT FINISH

Floor To Ceiling Corner Kits



2-way , 90 Degree Vertical Platform corner connector kits for Floor to Ceiling applications.

Note: This kit includes platform connectors, corner trim & 90 degree ceiling & Floor Channel covers.

108"H	X2WFC.1080.++	\$301
120"H	X2WFC.1210.++	\$329

+ADD POWDER COAT FINISH

Note: Choose height which is higher then ceiling height.
Trim needs to be cut to size in the field.

3-way , 90 Degree Vertical Platform corner connector kits for Floor to Ceiling applications.

Note: This kit includes platform connectors, 3 Way trim only.

108"H	X3W*.1080.++	\$170
120"H	X3W*.1210.++	\$193

+ADD POWDER COAT FINISH

Note: Choose height which is higher then ceiling height.
3 way trim needs to be cut to size in the field.

4-way , 90 Degree Vertical Platform corner connector kits for Floor to Ceiling applications.

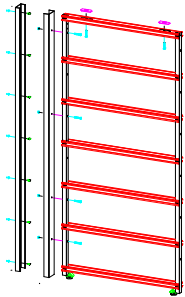
Note: This kit includes platform connectors only

108"H	X4W.1080.++	\$110
120"H	X4W.1210.++	\$127

AVAILABLE IN BLACK ONLY

Description Model No Price

Adjustable Vertical Platform to Hard Wall Adapter



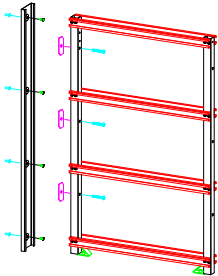
Adjustable from 1 3/8" to 2 1/4" Vertical Platform to Hard Wall Adapter		
108"H	XAA1.1080.++	\$463
121"H	XAA1.1210.++	\$463
Adjustable from 2 1/4" to 4" Vertical Platform to Hard Wall Adapter		
108"H	XAA2.1080.++	\$492
121"H	XAA2.1210.++	\$492
Adjustable from 4" to 7 1/2" Vertical Platform to Hard Wall Adapter		
108"H	XAA3.1080.++	\$522
121"H	XAA3.1210.++	\$522

Note: Hard wall attachment hardware not included.

+ADD POWDER COAT FINISH

Description Model No Price

Vertical Platform to Hard Wall Adapter



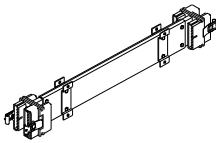
Vertical Platform to Hard Wall Adapter		
43"H	XHWA.4300.++	\$58
56"H	XHWA.5600.++	\$62
69"H	XHWA.6900.++	\$69
82"H	XHWA.8200.++	\$77
95"H	XHWA.9500.++	\$80
108"H	XHWA.1080.++	\$85
121"H	XHWA.1210.++	\$89

+ADD POWDER COAT FINISH

This adapter allows the attachment of vertical platforms to hard walls at right angles. Wall fasteners not provided.

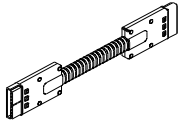
Electrical Power Harness

Description	Model No.	Price
These electrical components are required by code when floor to ceiling vertical platforms are to be electrified. Always verify local code requirements prior to ordering product.		
Floor to Ceiling Electrical Power Harness.		
24"L	XCPH.2400	\$226
30"L	XCPH.3000	\$232
36"L	XCPH.3600	\$245
42"L	XCPH.4200	\$254
48"L	XCPH.4800	\$267
54"L	XCPH.5400	\$279
60"L	XCPH.6000	\$290



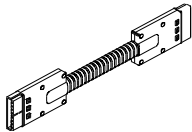
Festoon Jumper

Connects one power harness to another power harness.		
Floor to Ceiling Electrical Festoon Jumper cable		
12"	XCFJ.1200	\$89
Connects one power harness to another power harness around a corner.		
Electrical Festoon Jumper cable		
14"	XCFJ.1400	\$107



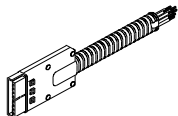
Electrical Pass Thru Cables

Must connect to Floor to Ceiling Electrical Power Harness on each end		
Electrical Pass-Thru cable		
18"	XPT.1800	\$141
24"	XPT.2400	\$144
30"	XPT.3000	\$152
36"	XPT.3600	\$158
42"	XPT.4200	\$164
48"	XPT.4800	\$167
54"	XPT.5400	\$307
60"	XPT.6000	\$312
66"	XPT.6600	\$317
72"	XPT.7200	\$323
84"	XPT.8400	\$352
96"	XPT.9600	\$364
108"	XPT.1080	\$369
120"	XPT.1200	\$375
132"	XPT.1320	\$381



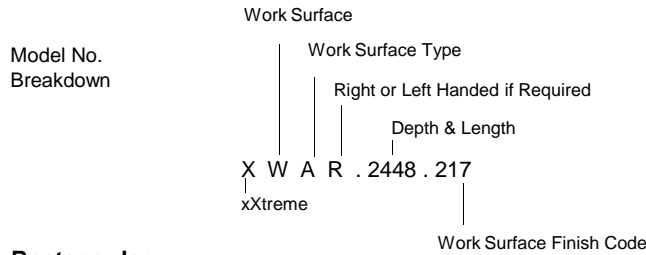
Electrical Ceiling Power Feed Cable

120" Ceiling power Feed Harness Only.		
	XCHO.1200	\$201



Standard Features

- ◆ xXphusion Finish Work Surface.
- ◆ MDF wood core
- ◆ Seamless shaped comfort edge detail.



Rectangular

Description	Model No.	Price
Type "A"		
24"D Rectangular Work Surfaces		
24"W	XWA.2424.+++	\$202
30"W	XWA.2430.+++	\$229
36"W	XWA.2436.+++	\$259
42"W	XWA.2442.+++	\$296
48"W	XWA.2448.+++	\$311
54"W	XWA.2454.+++	\$351
60"W	XWA.2460.+++	\$375
66"W	XWA.2466.+++	\$459
72"W	XWA.2472.+++	\$471
78"W	XWA.2478.+++	\$538
84"W	XWA.2484.+++	\$592
90"W	XWA.2490.+++	\$602
96"W	XWA.2496.+++	\$619
+ADD FINISH		

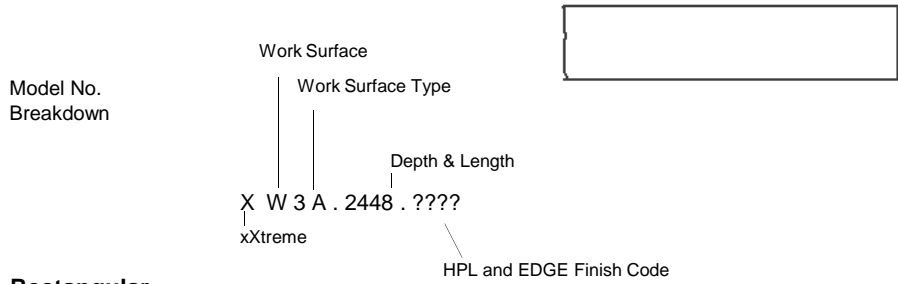
Note: All support brackets and legs must be ordered for each work surface. See Pg #6.20, 6.21, 6.22

Description	Model No.	Price
Type "A"		
30"D Rectangular Work Surfaces		
24"W	XWA.3024.+++	\$218
30"W	XWA.3030.+++	\$249
36"W	XWA.3036.+++	\$271
42"W	XWA.3042.+++	\$324
48"W	XWA.3048.+++	\$339
54"W	XWA.3054.+++	\$385
60"W	XWA.3060.+++	\$409
66"W	XWA.3066.+++	\$532
72"W	XWA.3072.+++	\$546
78"W	XWA.3078.+++	\$627
84"W	XWA.3084.+++	\$646
90"W	XWA.3090.+++	\$657
96"W	XWA.3096.+++	\$672
+ADD FINISH		

Note: All support brackets and legs must be ordered for each work surface. See Pg #6.20, 6.21, 6.22

Standard Features

- ♦ High Pressure Laminate Finish Work Surfaces.
- ♦ Composite wood core
- ♦ 3mm PVC Flat Edge
- ♦ Note: XW3 Type Surfaces DO NOT Interconnect with Comfort Edge Tops



Rectangular

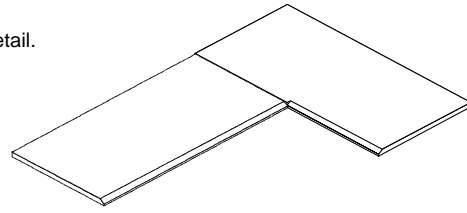
	Description	Model No.	Price
	24"D Rectangular Work Surfaces		
	24"W	XW3A.2424.+++	\$202
	30"W	XW3A.2430.+++	\$229
	36"W	XW3A.2436.+++	\$259
	42"W	XW3A.2442.+++	\$296
	48"W	XW3A.2448.+++	\$311
	54"W	XW3A.2454.+++	\$351
	60"W	XW3A.2460.+++	\$375
	66"W	XW3A.2466.+++	\$459
	72"W	XW3A.2472.+++	\$471
	78"W	XW3A.2478.+++	\$538
	84"W	XW3A.2484.+++	\$592
	90"W	XW3A.2490.+++	\$602
	96"W	XW3A.2496.+++	\$619
	+ADD FINISH		

Note: All support brackets and legs must be ordered for each work surface. See Pg #6.20, 6.21, 6.22

	Description	Model No.	Price
	30"D Rectangular Horizontal Work Surfaces		
	24"W	XW3A.3024.+++	\$218
	30"W	XW3A.3030.+++	\$249
	36"W	XW3A.3036.+++	\$271
	42"W	XW3A.3042.+++	\$324
	48"W	XW3A.3048.+++	\$339
	54"W	XW3A.3054.+++	\$385
	60"W	XW3A.3060.+++	\$409
	66"W	XW3A.3066.+++	\$532
	72"W	XW3A.3072.+++	\$546
	78"W	XW3A.3078.+++	\$627
	84"W	XW3A.3084.+++	\$646
	90"W	XW3A.3090.+++	\$657
	96"W	XW3A.3096.+++	\$672
	+ADD FINISH		

Note: All support brackets and legs must be ordered for each work surfaces. See Pg #6.20, 6.21, 6.22

- xXphusion Finish Work Surfaces.
- MDF wood core
- Seamless shaped comfort edge detail.



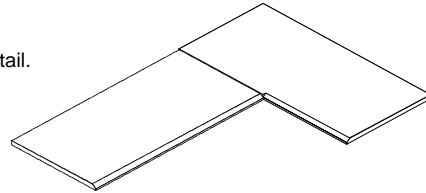
Rectangular - Handed (Same Depth)

This Work Surface is required whenever two rectangular xXphusion Work Surfaces **of the same depth**, with front contoured edges are joined.

	Description	Model No.	Price
<p>24" Left Hand</p>	Type "B" 24"D Rectangular (Left Hand)		
	48"W	XWBL.2448.+++	\$359
	54"W	XWBL.2454.+++	\$442
	60"W	XWBL.2460.+++	\$452
	66"W	XWBL.2466.+++	\$516
	72"W	XWBL.2472.+++	\$527
	78"W	XWBL.2478.+++	\$694
	84"W	XWBL.2484.+++	\$698
	90"W	XWBL.2490.+++	\$703
	96"W	XWBL.2496.+++	\$707
<p>24" Right Hand</p>	Type "B" 24"D Rectangular (Right Hand)		
	48"W	XWBR.2448.+++	\$359
	54"W	XWBR.2454.+++	\$442
	60"W	XWBR.2460.+++	\$452
	66"W	XWBR.2466.+++	\$516
	72"W	XWBR.2472.+++	\$527
	78"W	XWBR.2478.+++	\$694
	84"W	XWBR.2484.+++	\$698
	90"W	XWBR.2490.+++	\$703
	96"W	XWBR.2496.+++	\$707
<p>30" Left Hand</p>	Type "B" 30"D Rectangular (Left Hand)		
	54"W	XWBL.3054.+++	\$486
	60"W	XWBL.3060.+++	\$507
	66"W	XWBL.3066.+++	\$600
	72"W	XWBL.3072.+++	\$623
	78"W	XWBL.3078.+++	\$760
	84"W	XWBL.3084.+++	\$764
	90"W	XWBL.3090.+++	\$774
	96"W	XWBL.3096.+++	\$780
	<p>30" Right Hand</p>	Type "B" 30"D Rectangular (Right Hand)	
54"W		XWBR.3054.+++	\$486
60"W		XWBR.3060.+++	\$507
66"W		XWBR.3066.+++	\$600
72"W		XWBR.3072.+++	\$623
78"W		XWBR.3078.+++	\$760
84"W		XWBR.3084.+++	\$764
90"W		XWBR.3090.+++	\$774
96"W		XWBR.3096.+++	\$780
+ADD FINISH			

Note: All support brackets and legs must be ordered for each work surface. See Pg #6.20, 6.21, 6.22

- ◆ xXphusion Finish Work Surfaces.
- ◆ MDF wood core
- ◆ Seamless shaped comfort edge detail.



Rectangular - Handed (Variable Depth)

This Work Surface is required whenever two rectangular xXphusion Work Surfaces with front contoured edge (**one 24" deep and one 30"** deep) are joined.

	Description	Model No.	Price
<p>24" Left Hand 30"</p>	Type "C" 24"D Rectangular Work Surface with 30" flat edge. (Left Hand)		
	48"W	XWCL.2448.+++	\$359
	54"W	XWCL.2454.+++	\$442
	60"W	XWCL.2460.+++	\$452
	66"W	XWCL.2466.+++	\$516
	72"W	XWCL.2472.+++	\$527
	78"W	XWCL.2478.+++	\$694
	84"W	XWCL.2484.+++	\$698
	90"W	XWCL.2490.+++	\$703
	96"W	XWCL.2496.+++	\$707
<p>30" Right Hand 24"</p>	Type "C" 24"D Rectangular Work Surface with 30" flat edge. (Right Hand)		
	48"W	XWCR.2448.+++	\$359
	54"W	XWCR.2454.+++	\$442
	60"W	XWCR.2460.+++	\$452
	66"W	XWCR.2466.+++	\$516
	72"W	XWCR.2472.+++	\$527
	78"W	XWCR.2478.+++	\$694
	84"W	XWCR.2484.+++	\$698
	90"W	XWCR.2490.+++	\$703
	96"W	XWCR.2496.+++	\$707
<p>30" Left Hand 24"</p>	Type "C" 30"D Rectangular Work Surface with 24" flat edge. (Left Hand)		
	54"W	XWCL.3054.+++	\$486
	60"W	XWCL.3060.+++	\$507
	66"W	XWCL.3066.+++	\$600
	72"W	XWCL.3072.+++	\$623
	78"W	XWCL.3078.+++	\$760
	84"W	XWCL.3084.+++	\$764
	90"W	XWCL.3090.+++	\$774
<p>24" Right Hand 30"</p>	Type "C" 30"D Rectangular Work Surface with 24" flat edge. (Right Hand)		
	54"W	XWCR.3054.+++	\$486
	60"W	XWCR.3060.+++	\$507
	66"W	XWCR.3066.+++	\$600
	72"W	XWCR.3072.+++	\$623
	78"W	XWCR.3078.+++	\$760
	84"W	XWCR.3084.+++	\$764
	90"W	XWCR.3090.+++	\$774
96"W	XWCR.3096.+++	\$780	
+ADD FINISH			

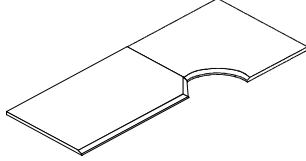
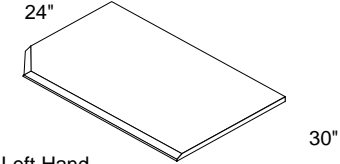
Note: All support brackets and legs must be ordered for each work surface. See Pg #6.20, 6.21, 6.22

- ♦ xXphusion Finish Work Surfaces.
- ♦ MDF wood core
- ♦ Seamless shaped comfort edge detail.



Rectangular - Space Saver

This Work Surface is required when a 30" deep rectangular Work Surfaces is attached to a 24" deep corner work platform.

	Description	Model No.	Price
 Right Hand	Type "D"	30"D Rectangular Space Saver Work Surface. (Left Hand)	
	36"W	XWDR.3036.+++	\$362
	42"W	XWDR.3042.+++	\$419
	48"W	XWDR.3048.+++	\$438
	54"W	XWDR.3054.+++	\$505
	60"W	XWDR.3060.+++	\$523
	66"W	XWDR.3066.+++	\$600
	72"W	XWDR.3072.+++	\$638
	78"W	XWDR.3078.+++	\$733
	84"W	XWDR.3084.+++	\$755
	90"W	XWDR.3090.+++	\$773
	96"W	XWDR.3096.+++	\$794
	 Left Hand	Type "D"	30"D Rectangular Space Saver Work Surface. (Right Hand)
36"W		XWDL.3036.+++	\$362
42"W		XWDL.3042.+++	\$419
48"W		XWDL.3048.+++	\$438
54"W		XWDL.3054.+++	\$505
60"W		XWDL.3060.+++	\$523
66"W		XWDL.3066.+++	\$600
72"W		XWDL.3072.+++	\$638
78"W		XWDL.3078.+++	\$733
84"W		XWDL.3084.+++	\$755
90"W		XWDL.3090.+++	\$773
96"W		XWDL.3096.+++	\$794

+ADD FINISH

Note: All support brackets and legs must be ordered for each work surface. See Pg #6.20, 6.21, 6.22

- ♦ xXphusion Finish Work Surfaces.
- ♦ MDF wood core
- ♦ Seamless shaped comfort edge detail.



Rectangular Angled

	Description	Model No.	Price
	This allows for a return Work Surface to go from 24" in depth to 30" with 18" for pedestal attachment.		
<p>Right Handed</p>	Type "E"	30"D Rectangular Angled 24" to 30" Deep Work Surface. (Left Hand)	
	36"W	XWER.3036.+++	\$362
	42"W	XWER.3042.+++	\$419
	48"W	XWER.3048.+++	\$438
	54"W	XWER.3054.+++	\$505
	60"W	XWER.3060.+++	\$523
	66"W	XWER.3066.+++	\$600
	72"W	XWER.3072.+++	\$638
	78"W	XWER.3078.+++	\$733
	84"W	XWER.3084.+++	\$755
	90"W	XWER.3090.+++	\$773
	96"W	XWER.3096.+++	\$794

<p>Left Handed</p>	Type "E"	30"D Rectangular Angled 24" to 30" Deep Work Surface. (Right Hand)	
	36"W	XWEL.3036.+++	\$362
	42"W	XWEL.3042.+++	\$419
	48"W	XWEL.3048.+++	\$438
	54"W	XWEL.3054.+++	\$505
	60"W	XWEL.3060.+++	\$523
	66"W	XWEL.3066.+++	\$600
	72"W	XWEL.3072.+++	\$638
	78"W	XWEL.3078.+++	\$733
	84"W	XWEL.3084.+++	\$755
	90"W	XWEL.3090.+++	\$773
	96"W	XWEL.3096.+++	\$794
+ADD FINISH			

Note: All support brackets and legs must be ordered for each work surface. See Pg #6.20, 6.21, 6.22

- ♦ xXphusion Finish Work Surfaces.
- ♦ MDF wood core
- ♦ Seamless shaped comfort edge detail.



Rectangular Bow Front


	Description	Model No.	Price
	Type "F" 24"D Rectangular Bow Front Work Surfaces		
	24"W	XWF.2424.+++	\$218
	30"W	XWF.2430.+++	\$249
	36"W	XWF.2436.+++	\$271
	42"W	XWF.2442.+++	\$324
	48"W	XWF.2448.+++	\$339
	54"W	XWF.2454.+++	\$385
	60"W	XWF.2460.+++	\$409
	66"W	XWF.2466.+++	\$532
	72"W	XWF.2472.+++	\$546
	78"W	XWF.2478.+++	\$627
	84"W	XWF.2484.+++	\$646
	90"W	XWF.2490.+++	\$657
	96"W	XWF.2496.+++	\$672

	Type "F" 30"D Rectangular Bow Front Work Surfaces		
	24"W	XWF.3024.+++	\$218
	30"W	XWF.3030.+++	\$249
	36"W	XWF.3036.+++	\$271
	42"W	XWF.3042.+++	\$324
	48"W	XWF.3048.+++	\$339
	54"W	XWF.3054.+++	\$385
	60"W	XWF.3060.+++	\$409
	66"W	XWF.3066.+++	\$532
	72"W	XWF.3072.+++	\$546
	78"W	XWF.3078.+++	\$627
	84"W	XWF.3084.+++	\$646
	90"W	XWF.3090.+++	\$657
	96"W	XWF.3096.+++	\$672
+ADD FINISH			

Note: All support brackets and legs must be ordered for each work surface. See Pg #6.20, 6.21, 6.22

Standard Features

- ♦ High Pressure Laminate Finish Work Surfaces.
- ♦ Composite wood core
- ♦ 3mm PVC Flat Edge
- ♦ Note: XW3 Type Surfaces DO NOT Interconnect with Comfort Edge Tops



Rectangular Bow Front

	Description	Model No.	Price
	Type "3F" 24"D Rectangular Bow Front Work Surfaces		
	24"W	XW3F.2424.+++	\$218
	30"W	XW3F.2430.+++	\$249
	36"W	XW3F.2436.+++	\$271
	42"W	XW3F.2442.+++	\$324
	48"W	XW3F.2448.+++	\$339
	54"W	XW3F.2454.+++	\$385
	60"W	XW3F.2460.+++	\$409
	66"W	XW3F.2466.+++	\$532
	72"W	XW3F.2472.+++	\$546
	78"W	XW3F.2478.+++	\$627
	84"W	XW3F.2484.+++	\$646
	90"W	XW3F.2490.+++	\$657
	96"W	XW3F.2496.+++	\$672

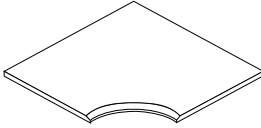
	Type "F" 30"D Rectangular Bow Front Work Surfaces		
	24"W	XW3F.3024.+++	\$218
	30"W	XW3F.3030.+++	\$249
	36"W	XW3F.3036.+++	\$271
	42"W	XW3F.3042.+++	\$324
	48"W	XW3F.3048.+++	\$339
	54"W	XW3F.3054.+++	\$385
	60"W	XW3F.3060.+++	\$409
	66"W	XW3F.3066.+++	\$532
	72"W	XW3F.3072.+++	\$546
	78"W	XW3F.3078.+++	\$627
	84"W	XW3F.3084.+++	\$646
	90"W	XW3F.3090.+++	\$657
	96"W	XW3F.3096.+++	\$672
+ADD FINISH			

Note: All support brackets and legs must be ordered for each work surface. See Pg #6.20, 6.21, 6.22

- ◆ xXphusion Finish Work Surfaces.
- ◆ MDF wood core
- ◆ Seamless shaped comfort edge detail.

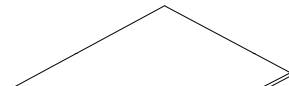


Curved Corner

	Description	Model No.	Price
	24"D Curved Corner Work Surfaces		
	36"W	XWG.2436.+++	\$353
	42"W	XWG.2442.+++	\$446
	48"W	XWG.2448.+++	\$542
	+ADD FINISH		
	30"D Curved Corner Work Surfaces		
	36"W	XWG.3036.+++	\$407
	42"W	XWG.3042.+++	\$514
	48"W	XWG.3048.+++	\$599
	+ADD FINISH		

Note: All support brackets and legs must be ordered for each work surface. See Pg #6.20, 6.21, 6.22

xXtended Curved Corner

Type "G" Left Handed	24"D xXtended Curved Corner Work Surface		
60"	42"W	XWGL.4260.+++	\$635
	48"W	XWGL.4860.+++	\$721
	42" or 48"		+ADD FINISH

Left Hand

Type "G" Right Handed	24"D xXtended Curved Corner Work Surface		
	42"W	XWGR.4260.+++	\$635
	48"W	XWGR.4860.+++	\$721

	42" or 48"		+ADD FINISH
	60"		

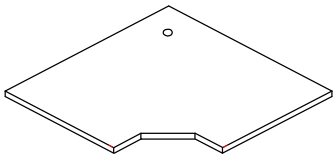
Right Hand

Note: All support brackets and legs must be ordered for each work surface. See Pg #6.20, 6.21, 6.22

- ♦ High Pressure Laminate Finish Work Surfaces.
- ♦ Composite wood core
- ♦ 3mm PVC Flat Edge
- ♦ Note: XW3 Type Surfaces DO NOT Interconnect with Comfort Edge Tops



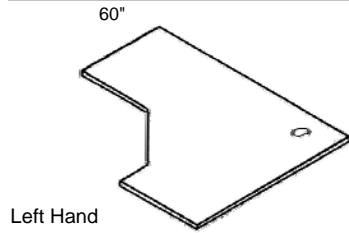
Standard Corner

	Description	Model No.	Price
Type "3G" 	24"D Curved Corner Work Surfaces		
	36"W	XW3G.2436.+++	\$353
	42"W	XW3G.2442.+++	\$446
	48"W	XW3G.2448.+++	\$542
	+ADD FINISH		
	30"D Curved Corner Work Surfaces		
	36"W	XW3G.3036.+++	\$407
	42"W	XW3G.3042.+++	\$514
	48"W	XW3G.3048.+++	\$599
	+ADD FINISH		

Note: All support brackets and legs must be ordered for each work surface. See Pg #6.20, 6.21, 6.22

xXtended Curved Corner

Type "3G" Left Handed	24"D xXtended Curved Corner Work Surfaces	
60"	42"W	XW3GL.4260.+++ \$635
	48"W	XW3GL.4860.+++ \$721

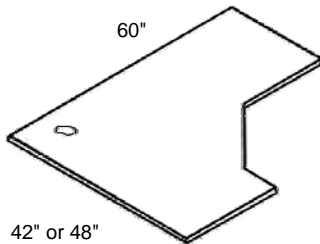


42" or 48"

+ADD FINISH

Left Hand

Type "3G" Right Handed	24"D xXtended Curved Corner Work Surfaces	
	42"W	XW3GR.4260.+++ \$635
	48"W	XW3GR.4860.+++ \$721



42" or 48"

+ADD FINISH

Right Hand

Note: All support brackets and legs must be ordered for each work surface. See Pg #6.20, 6.21, 6.22

Bullet

Support Brackets and Support Columns must be ordered separately. See pgs 6.20, 6.21, 6.22

- ♦ xXphusion Finish Work Surfaces.
- ♦ MDF wood core
- ♦ Seamless shaped comfort edge detail.



Standard - Work Surface Not Designed to Be Attached to other Work Surfaces

	Description	Model No.	Price
	Type "HA"	30"W Bullet Horizontal Work Surfaces	
	48"D	XWHA.3048.+++	\$530
	60"D	XWHA.3060.+++	\$530
	66"D	XWHA.3066.+++	\$617
	72"D	XWHA.3072.+++	\$636
	78"D	XWHA.3078.+++	\$732
	+ADD FINISH		

	Type "HA"	36"W Bullet Horizontal Work Surfaces	
	48"D	XWHA.3648.+++	\$672
	60"D	XWHA.3660.+++	\$672
	66"D	XWHA.3666.+++	\$759
	72"D	XWHA.3672.+++	\$780
	78"D	XWHA.3678.+++	\$922
	+ADD FINISH		

Standard - With Return Horizontal Work Surfaces

	Type "H"	30"W Bullet Horizontal Work Surfaces, 24" d Return side	
	60"D	XWHL.3060.+++	\$530
	66"D	XWHL.3066.+++	\$617
	72"D	XWHL.3072.+++	\$636
	78"D	XWHL.3078.+++	\$732
	Left Handed	+ADD FINISH	

	Type "H"	36"W Bullet Horizontal Work Surfaces, 24" d Return side	
	60"D	XWHL.3660.+++	\$672
	66"D	XWHL.3666.+++	\$759
	72"D	XWHL.3672.+++	\$780
	78"D	XWHL.3678.+++	\$922
	Left Handed	+ADD FINISH	

	Type "H"	30"W Bullet Horizontal Work Surfaces, 24" d Return side	
	60"D	XWHR.3060.+++	\$530
	66"D	XWHR.3066.+++	\$617
	72"D	XWHR.3072.+++	\$636
	78"D	XWHR.3078.+++	\$732
	Right Handed	+ADD FINISH	

	Type "H"	36"W Bullet Horizontal Work Surfaces, 24" d Return side	
	60"D	XWHR.3660.+++	\$672
	66"D	XWHR.3666.+++	\$759
	72"D	XWHR.3672.+++	\$780
	78"D	XWHR.3678.+++	\$922
	Right Handed	+ADD FINISH	

Note: All support brackets and legs must be ordered for each work surface. See Pg #6.20, 6.21, 6.22

- ♦ High Pressure Laminate Finish Horizontal Work Surfaces.
- ♦ Composite wood core
- ♦ 3mm PVC Flat Edge
- ♦ Note: XW3 Type Surfaces DO NOT Interconnect with Comfort Edge Tops



Penninsula

Support Brackets and Support Columns must be ordered separately. See pgs 6.20, 6.21, 6.22

Standard

	Description	Model No.	Price
	Type "3HA"	30"W Bullet Horizontal Work Surface	
	48"D	XW3HA.3048.+++	\$530
	60"D	XW3HA.3060.+++	\$530
	66"D	XW3HA.3066.+++	\$617
	72"D	XW3HA.3072.+++	\$636
	78"D	XW3HA.3078.+++	\$732
	+ADD FINISH		
	Type "3HA"	36"W Bullet Horizontal Work Surface	
	48"D	XW3HA.3648.+++	\$672
	60"D	XW3HA.3660.+++	\$672
	66"D	XW3HA.3666.+++	\$759
	72"D	XW3HA.3672.+++	\$780
	78"D	XW3HA.3678.+++	\$922
	+ADD FINISH		

Note: All support brackets and legs must be ordered for each work surface. See Pg #6.20, 6.21, 6.22

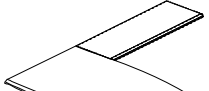
- ♦ xXphusion Finish Work Surfaces.
- ♦ MDF wood core
- ♦ Seamless shaped comfort edge detail.



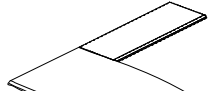
Bullet

Support Brackets and Support Columns must be ordered separately. See pgs 6.20, 6.21, 6.22

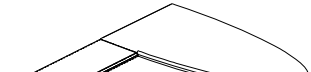
Standard - With Return Horizontal Work Surfaces

Type "O"	30"W	Bullet Work Surfaces, 30" d Return side	
	60"D	XWOL.3060.+++	\$552
	66"D	XWOL.3066.+++	\$639
	72"D	XWOL.3072.+++	\$658
	78"D	XWOL.3078.+++	\$755

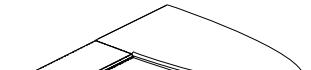
Left Handed **+ADD FINISH**

Type "O"	36"W	Bullet Work Surfaces, 30" d Return side	
	60"D	XWOL.3660.+++	\$695
	66"D	XWOL.3666.+++	\$782
	72"D	XWOL.3672.+++	\$802
	78"D	XWOL.3678.+++	\$944

Left Handed **+ADD FINISH**

Type "O"	30"W	Bullet Work Surfaces, 30" d Return side	
	60"D	XWOR.3060.+++	\$552
	66"D	XWOR.3066.+++	\$639
	72"D	XWOR.3072.+++	\$658
	78"D	XWOR.3078.+++	\$755

Right Handed **+ADD FINISH**

Type "O"	36"W	Bullet Work Surfaces, 30" d Return side	
	60"D	XWOR.3660.+++	\$695
	66"D	XWOR.3666.+++	\$782
	72"D	XWOR.3672.+++	\$802
	78"D	XWOR.3678.+++	\$944

Right Handed **+ADD FINISH**

Note: All support brackets and legs must be ordered for each work surface. See Pg #6.20, 6.21, 6.22

- xXphusion Finish Work Surfaces.
- MDF wood core
- Seamless shaped comfort edge detail.



Bullet - Double Sided

	Description	Model No.	Price
	Type "I" 30"W Double Sided Bullet Work Surfaces with 24" Returns		
	60"D	XWI.3060.+++	\$530
	66"D	XWI.3066.+++	\$620
	72"D	XWI.3072.+++	\$640
	78"D	XWI.3078.+++	\$737

+ADD FINISH

	Type "I" 36"W Double Sided Bullet Work Surfaces with 24" Returns		
	60"D	XWI.3660.+++	\$674
	66"D	XWI.3666.+++	\$761
	72"D	XWI.3672.+++	\$782
	78"D	XWI.3678.+++	\$925

Note: All support brackets and legs must be ordered for each work surface. See Pg #6.15, 6.16, 6.17

Bullet w/Return

	Type "J" 24"D Bullet w/Return (Right Hand)		
	48"W x 66"L	XWJR.4866.+++	\$767
	48"W x 72"L	XWJR.4872.+++	\$787
	48"W x 78"L	XWJR.4878.+++	\$930

+ADD FINISH

	Type "J" 24"D Bullet w/Return (Left Hand)		
	48"W x 66"R	XWJL.4866.+++	\$767
	48"W x 72"R	XWJL.4872.+++	\$787
	48"W x 78"R	XWJL.4878.+++	\$930

+ADD FINISH

Left Hand

Note: All support brackets and legs must be ordered for each work surface. See Pg #6.20, 6.21, 6.22

Worksurface Platforms Comfort Edge

6.15

- xXphusion Finish Work Surfaces.
- MDF wood core
- Seamless shaped comfort edge detail.

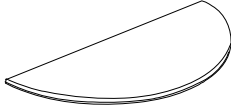


Description	Model No.	Price
-------------	-----------	-------

Half Moon Work Surface

Type "K"	26"D Half Moon Work Surface	
	51"W	XWK.2651.+++ \$454

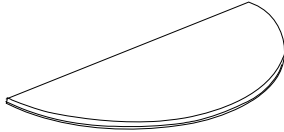
XWK-2651 is required when attaching to the end of two 24" deep work platforms.



+ADD FINISH

Type "K"	32"D Half Moon Work Surface	
	63"W	XWK.3263.+++ \$613

XWK-3263 is required when attaching to the end of two 30" deep work platforms.



+ADD FINISH

Note: Support Leg and Brackets not included. Please see page 6.20, 6.21, 6.22
Quick Disconnect Brackets Required, Please see page 6.20

Corner Quarter Round Work Surface

Type "L"	24"D Corner Quarter Round Work Surface	
	24"W	XWL.2400.+++ \$220



+ADD FINISH

Type "L"	30"D Corner Quarter Round Work Surface	
	30"W	XWL.3000.+++ \$318



+ADD FINISH

Note: All support brackets and legs must be ordered for each work surface. See Pg #6.20, 6.21, 6.22

xXtended Corner Quarter Round Work Surface

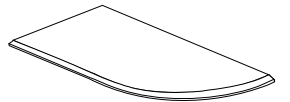
Type "M"	24"D xXtended Corner Quarter Round Work Surfaces.	
Right Hand	30"W	XWM*.2430.+++ \$273
	36"W	XWM*.2436.+++ \$328
	42"W	XWM*.2442.+++ \$414
	48"W	XWM*.2448.+++ \$448
	54"W	XWM*.2454.+++ \$455
	60"W	XWM*.2460.+++ \$542

*Add L for Left or R for Right Hand



Type "M"	30"D xXtended Corner Quarter Round Work Surfaces.	
Left Hand	30"W	XWM*.3030.+++ \$329
	36"W	XWM*.3036.+++ \$337
	42"W	XWM*.3042.+++ \$422
	48"W	XWM*.3048.+++ \$455
	54"W	XWM*.3054.+++ \$482
	60"W	XWM*.3060.+++ \$569

*Add L for Left or R for Right Hand



+ADD FINISH

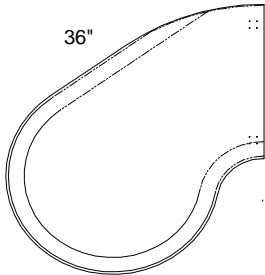
Note: All support brackets and legs must be ordered for each work surface. See Pg #6.20, 6.21, 6.22

- ◆ xXphusion Finish Work Surfaces.
- ◆ MDF wood core
- ◆ Seamless shaped comfort edge detail.



Angled Bullet

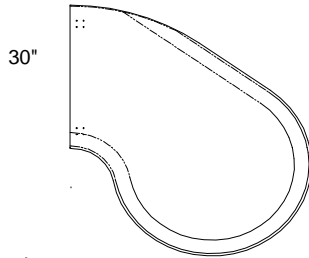
Description	Model No.	Price
Type "N"		
24"D Angled Bullet Work Surfaces.		
36"W	XWNL.2436.+++	\$759
36"W	XWNR.2436.+++	\$759



Left Hand

24" **+ADD FINISH**

Type "N"		
30"D Angled Bullet Work Surfaces.		
40"W	XWNL.3040.+++	\$782
40"W	XWNR.3040.+++	\$782



Right Hand

40" **+ADD FINISH**

Note: All support brackets and legs must be ordered for each work surface. See Pg #6.20, 6.21, 6.22

Support Column is not included and must be ordered separately. Please see page 6.21

- ◆ xXphusion Finish Work Surfaces.
- ◆ MDF wood core
- ◆ Seamless shaped comfort edge detail.

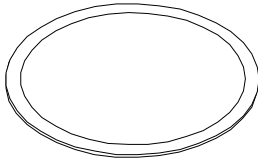


Table Platforms

Description	Model No.	Price
-------------	-----------	-------

Round

Type "A"	Round Table Tops	
	36"W	XTA.3600.+++ \$410
	42"W	XTA.4200.+++ \$497
	48"W	XTA.4800.+++ \$543

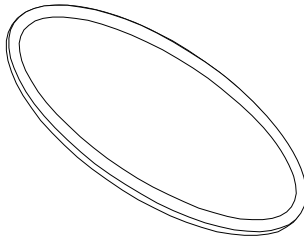


Note: Support Base not included. Please see pages 6.21 & 6.22

+ADD FINISH

Oval

Type "B"	30"D Oval Table Tops	
	42"W x 30"D	XTB.3042.+++ \$498



36"D Oval Table Tops	
48"W x 36"D	XTB.3648.+++ \$517

42"D Oval Table Tops	
60"W x 42"D	XTB.4260.+++ \$650
72"W x 42"D	XTB.4272.+++ \$757

Note: Support Base not included. Please see pages 6.21 & 6.22

+ADD FINISH

Counter Platforms

15"W Oval Counter Tops	
24"L	XCT.1524.+++ \$117
30"L	XCT.1530.+++ \$142
36"L	XCT.1536.+++ \$167
42"L	XCT.1542.+++ \$194
48"L	XCT.1548.+++ \$218
54"L	XCT.1554.+++ \$270
60"L	XCT.1560.+++ \$276
66"L	XCT.1566.+++ \$297
72"L	XCT.1572.+++ \$381
78"L	XCT.1578.+++ \$389
84"L	XCT.1584.+++ \$401
90"L	XCT.1590.+++ \$407
96"L	XCT.1596.+++ \$416



Note: If Support Hardware is Required . Please see page 6.21

+ADD FINISH

- ♦ High Pressure Laminate Finish Work Surfaces.
- ♦ Composite wood core
- ♦ 3mm PVC Flat Edge
- ♦ Note: XW3 Type Surfaces DO NOT Interconnect with Comfort Edge Tops

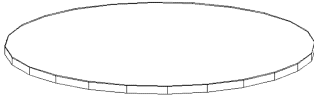


Table Tops

Description	Model No.	Price
-------------	-----------	-------

Round

Type "3A"	Round Table Tops		
	36"W	XT3A.3600.+++	\$410
	42"W	XT3A.4200.+++	\$497
	48"W	XT3A.4800.+++	\$543
	54"W	XT3A.5400.+++	\$568
	60"W	XT3A.6000.+++	\$575




Note: Support Base not included. Please see pages 6.21 & 6.22

+ADD FINISH

+ADD FINISH

Counter Tops - Rectangular

15"W Oval Counter Tops			
	24"L	XC3T.1524.+++	\$117
	30"L	XC3T.1530.+++	\$142
	36"L	XC3T.1536.+++	\$167
	42"L	XC3T.1542.+++	\$194
	48"L	XC3T.1548.+++	\$218
	54"L	XC3T.1554.+++	\$270
	60"L	XC3T.1560.+++	\$276
	66"L	XC3T.1566.+++	\$297
	72"L	XC3T.1572.+++	\$381
	78"L	XC3T.1578.+++	\$389
	84"L	XC3T.1584.+++	\$401
	90"L	XC3T.1590.+++	\$407
	96"L	XC3T.1596.+++	\$416




Note: If Support Hardware is Required . Please see page 6.21


+ADD FINISH

Design Your Own Custom Work Surface Shape

UniSource Office Furniture gives you the ability to design your own work surfaces if what you desire is not part of our standard offering.



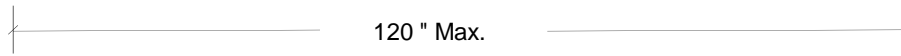
Available Edge Details



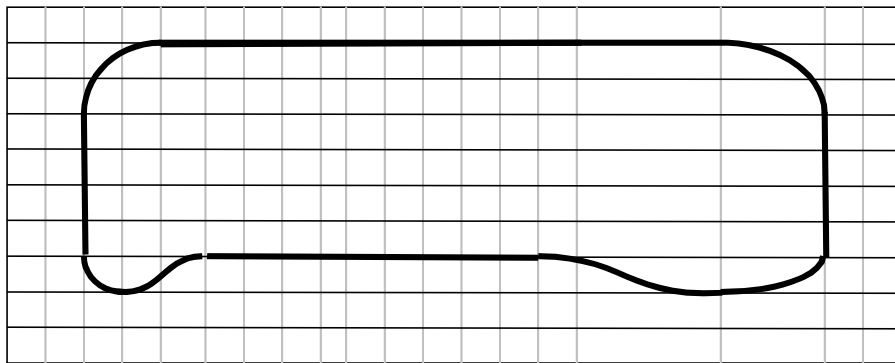
Angled Edge - 1" Thick



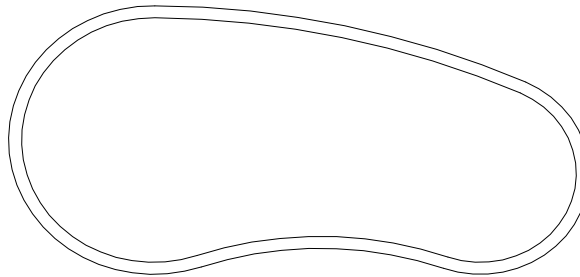
Rolled Edge - 1.25" Thick



120" Max.



50" Max.



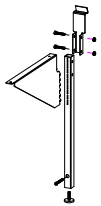
Custom Work Surfaces

	Description	Model No.	Price
Type "Custom"	Custom Work Surfaces	XWZ.CUSTOM.+++	\$ Call for Quote


NOTE: FAX THIS DRAWING TO CUSTOMER SERVICE FOR LIST PRICING AND SPECIAL WORK SURFACE MODEL NO.

Note: All support brackets and legs must be ordered for each work surface. See Pg #6.15, 6.16, 6.17

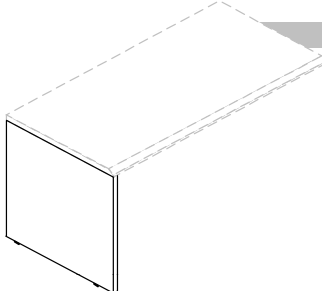
Cantilever, End Leg, Adjustable Bases & Support Brackets

Description	Model No.	Painted	Exposed
		A	D
	Off-Module attached Cantilever Bracket (Non-Handed)		
	XWS.CAB*.1600.++	\$91	\$93
	XWS.CAB*.2200.++	\$91	\$93
* ADD PAINT TYPE			
+ ADD POWDER COAT FINISH			
This Cantilever also works as a shared support.			

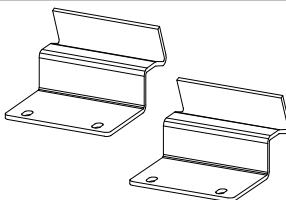
Adjustable Support Leg

	2"Adjustable (3 1/2") horizontal work surface leg Support W/ Glides		
	XTB.ALG.++	\$163	
	+ADD POWDER COAT FINISH		

Horizontal Platform End Support

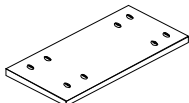
	Off-Module attached Flush End Support (Non-Handed)		
	Supports end of 24" deep work surface		
	XWS.FES.2924.++	\$328	
	Supports end of 30" deep work surface		
	XWS.FES.2930.++	\$367	
+ADD FINISH			

Side Support Brackets

Description	Model No.	Painted	Exposed	
		A	D	
	Side support brackets (pair). Size denotes Work Surface height.			
	27"H	XWSSSB.27*.++	\$24	\$27
	28"H	XWSSSB.28*.++	\$24	\$27
	29"H	XWSSSB.29*.++	\$24	\$27
	30"H	XWSSSB.30*.++	\$24	\$27
* ADD PAINT TYPE			+ADD POWDER COAT FINISH	
Side support brackets are used to support the ends of Work Surfaces when they join a Vertical Platform, and to support corner Work Surfaces. This is an OFF-MODULE attaching bracket.				

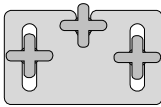
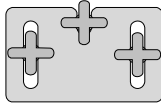
NOTE: XWSSSB.29 will place the top of the Work Surface at 29" off the floor.

Flush Attachment Plates Bracket

	Flush Attachment Plates		
	XWS.FAP	\$8	
	This bracket is used to attach two Work Surfaces which come together at right angles.		

Quick Disconnect Bracket

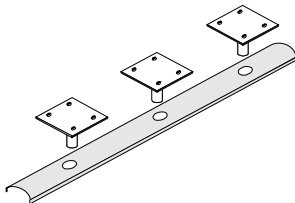
Work Surface Quick Disconnect Bracket (Pair) for Half Moon Work Surfaces	XWS.QDB	\$46
--	---------	------



Note: All Half Moon Work Surfaces are prepared for the attachment of these brackets.

Counter Top Support (On-Module)

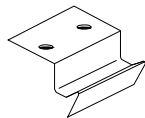
Description	Model No.	Price
Counter Top Support Hardware - Includes Special Vertical Platform Top Cap		
24"W	XCTS.2400.++	\$104
30"W	XCTS.3000.++	\$107
36"W	XCTS.3600.++	\$111
42"W	XCTS.4200.++	\$116
48"W	XCTS.4800.++	\$155
54"W	XCTS.5400.++	\$159
60"W	XCTS.6000.++	\$162



+ADD POWDER COAT FINISH

Counter Platform Support (Off-Module)


Description	Model No.	Painted	Exposed
		A	D
Counter Top Support Hardware (Pair)			
	XWSSB.28*.++	\$24	\$27



**Note: Counter Platforms 24" to 36" require 2 pair (4) supports
Counter Platforms 42" to 60" require 3 pair (6) supports**

Bullet Base Leg

4" Round Adjustable Bullet Base Leg	XPB.AG.++	\$245
-------------------------------------	-----------	--------------



+ADD POWDER COAT FINISH

Table Legs

2" Adjustable(31/2") Table Leg Support W/ Glides	XTB.ALG.++	\$163
2" Adjustable (31/2") Table Leg Support W/ Casters	XTB.ALC.++	\$201



XTB.ALG

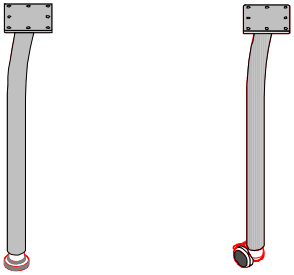


XTB.ALC

Note: This leg has 3.50" of adjustment.

+ADD POWDER COAT FINISH

Table Legs (Cont.)

	Description	Model No.	Price
	Bent Leg Table Support W/Glides		
		XTB.BLSG.++	\$184
	Bent Leg Table Support W/Casters		
		XTB.BLSC.++	\$212
+ADD POWDER COAT FINISH			

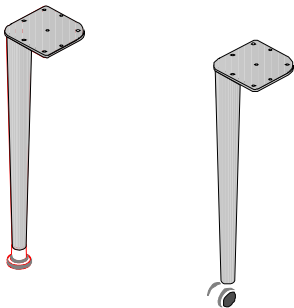
	This leg tapers from 2 1/4" at top to 1 1/4" at bottom.		
	2" Tapered Leg Table Support W/Glides		
		XTB2.TLSG.++	\$212
	2" Tapered Leg Table Support W/Casters		
		XTB2.TLSC.++	\$229
	This leg tapers from 3" at top to 1 3/8" at bottom.		
	3" Tapered Leg Table Support W/Glides		
		XTB3.TLSG.++	\$246
	3" Tapered Leg Table Support W/Casters		
		XTB3.TLSC.++	\$275
+ADD POWDER COAT FINISH			

Table Bases

	Two Point Table Base W/ Glides - 24" Deep Tables		
		XTBG.224.++	\$277
	Two Point Table Base W/ Glides - 30" Deep Tables		
		XTBG.230.++	\$288
	Two Point Table Base W/ Casters - 24" Deep Tables		
		XTBC.224.++	\$277
	Two Point Table Base W/ Casters - 30" Deep Tables		
		XTBC.230.++	\$299

	Four Star Table Base W/ Glides - 30" Round Tables		
		XTBG.430.++	\$491
	Four Star Table Base W/ Glides - 36" Round Tables		
		XTBG.436.++	\$505
	Four Star Table Base W/ Glides - 42" Round Tables		
		XTBG.442.++	\$579
	Four Star Table Base W/ Glides - 48" Round Tables		
		XTBG.448.++	\$596
	Four Star Table Base W/ Casters - 30" Round Tables		
		XTBC.430.++	\$524
Four Star Table Base W/ Casters - 36" Round Tables			
	XTBC.436.++	\$538	
Four Star Table Base W/ Casters - 42" Round Tables			
	XTBC.442.++	\$612	
Four Star Table Base W/ Casters - 48" Round Tables			
	XTBC.448.++	\$628	
+ADD POWDER COAT FINISH			

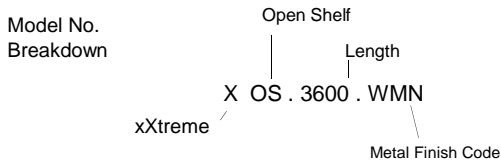
Table Legs, H Style



H Style Support Leg w 6" x 20" mounting plate.	
XPB.PLD.++	\$355

Standard Features

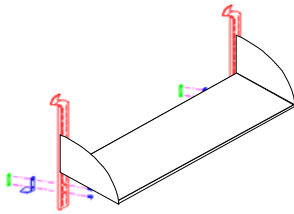
- ♦ All metal construction.
- ♦ Baked enamel coated finish.
- ♦ Finish options for Flipper Door include Painted or fabric.
- ♦ Overhead storage components may be mounted on or off-module, or wall mounted.
- ♦ Removable lock cores allow selected cabinets, pedestals & laterals to be keyed alike.



Open Shelves

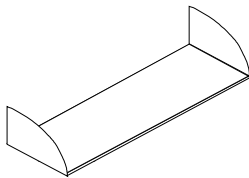
See inside front cover for finish options.

Description	Model No.	Price
12.5"D Open Shelf - Includes Single Attachment Rail Kit Shown Below.		
24"W	XOS.2400.++	\$282
30"W	XOS.3000.++	\$288
36"W	XOS.3600.++	\$296
42"W	XOS.4200.++	\$308
48"W	XOS.4800.++	\$315
54"W	XOS.5400.++	\$354
60"W	XOS.6000.++	\$360



All Open Shelves are Off-Module Attached to Vertical Platforms or hard walls.

Single attachment rails are included.



12.5"D Open Shelf Only - No Attachment Brackets Included.		
24"W	XOSO.2400.++	\$218
30"W	XOSO.3000.++	\$225
36"W	XOSO.3600.++	\$231
42"W	XOSO.4200.++	\$245
48"W	XOSO.4800.++	\$251
54"W	XOSO.5400.++	\$290
60"W	XOSO.6000.++	\$297

NOTE: Attachment Rails must be ordered separately

+ADD FINISH

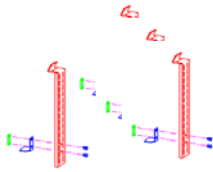
Over Head Storage Attachment Rails - Two Rails Included.

Single Attachment Rail - Supports one or two open Shelves or one Flipper Door Cabinet

Single Kit	XOS.SSR.++	\$64
------------	------------	-------------

+ADD FINISH

Note: Single Kit is included with XOS. & XFDP Units.

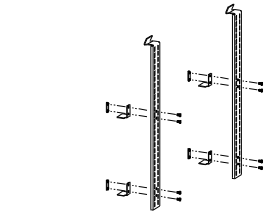


Double Attachment Rail - Supports Up to four open Shelves or Two Flipper Door Cabinets.

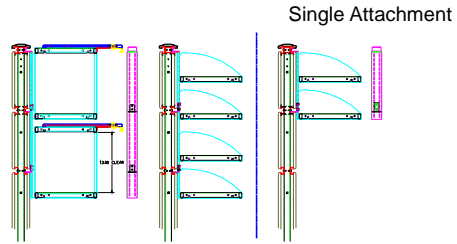
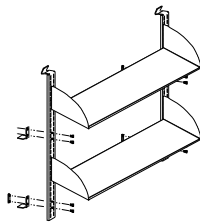
Double Kit	XOS.DSR.++	\$110
------------	------------	--------------

+ADD FINISH

Double Attachment Rail

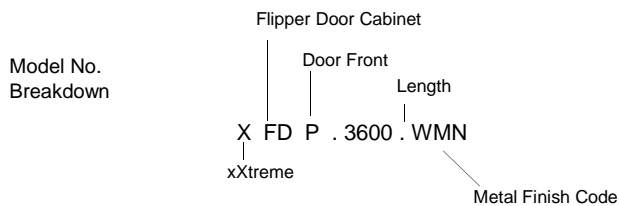


Double Attachment Rail



Double Attachment Rail

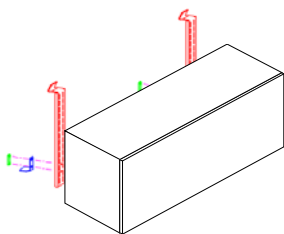
See inside front cover for finish options.



Description	Model No.	Price
-------------	-----------	-------

Flipper Door Cabinets - Metal Door (with Lock)

14"D Flipper Door Cabinet with Metal Door Front, Locking. Includes vertical platform attachment brackets.

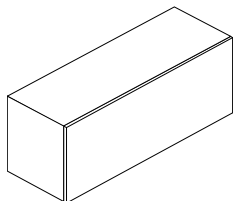


24"W	XFDP.2400.++	\$475
30"W	XFDP.3000.++	\$487
36"W	XFDP.3600.++	\$504
42"W	XFDP.4200.++	\$548
48"W	XFDP.4800.++	\$582
54"W	XFDP.5400.++	\$692
60"W	XFDP.6000.++	\$708

+ADD FINISH

All Flipper door Cabinets are Off-Module attached to Vertical Platforms or wall rails.

14"D Flipper Door Cabinet with Metal Door Front, Locking. Attachment brackets not included.



This cabinet is to be used when double stacking is required.

24"W	XFDP0.2400.++	\$417
30"W	XFDP0.3000.++	\$428
36"W	XFDP0.3600.++	\$440
42"W	XFDP0.4200.++	\$485
48"W	XFDP0.4800.++	\$517
54"W	XFDP0.5400.++	\$628
60"W	XFDP0.6000.++	\$642

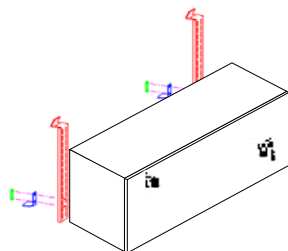
+ADD FINISH

NOTE: Attachment Rails must be ordered separately. See 7.1

All Flipper door Cabinets are Off-Module attached to Vertical Platforms or wall rails.

Flipper Door Cabinets - Radius Fabric Door (with Lock)

14"D Flipper Door Cabinet Fabric Metal Door Front. Includes vertical platform attachment brackets.



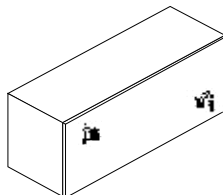
		COM				
		Q	1-A	2-B	3-C	4-D
24"W	XFDF.2400.++.**	\$623	\$649	\$674	\$702	\$722
30"W	XFDF.3000.++.**	\$629	\$654	\$681	\$708	\$727
36"W	XFDF.3600.++.**	\$633	\$658	\$685	\$711	\$732
42"W	XFDF.4200.++.**	\$643	\$667	\$694	\$722	\$743
48"W	XFDF.4800.++.**	\$656	\$683	\$710	\$738	\$760
54"W	XFDF.5400.++.**	\$667	\$693	\$727	\$749	\$772
60"W	XFDF.6000.++.**	\$694	\$722	\$750	\$781	\$794

**** ADD FABRIC CODE**

+ADD FINISH

All Flipper door Cabinets are Off-Module attached to Vertical Platforms or wall rails.

14"D Flipper Door Cabinet Fabric Metal Door Front. Attachment brackets not included.



This cabinet is to be used when double stacking is required.

		COM				
		Q	1-A	2-B	3-C	4-D
24"W	XFDF0.2400.++.**	\$559	\$584	\$611	\$638	\$658
30"W	XFDF0.3000.++.**	\$564	\$589	\$616	\$643	\$664
36"W	XFDF0.3600.++.**	\$569	\$595	\$621	\$647	\$668
42"W	XFDF0.4200.++.**	\$580	\$603	\$631	\$658	\$679
48"W	XFDF0.4800.++.**	\$591	\$618	\$646	\$673	\$695
54"W	XFDF0.5400.++.**	\$603	\$630	\$664	\$686	\$708
60"W	XFDF0.6000.++.**	\$631	\$658	\$687	\$718	\$729

**** ADD FABRIC CODE**

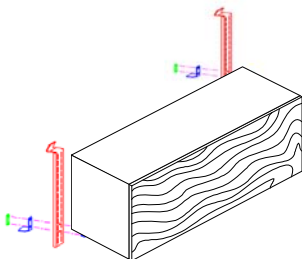
+ADD FINISH

NOTE: Attachment Rails must be ordered separately. See 7.1.

All Flipper door Cabinets are Off-Module attached to Vertical Platforms or wall rails.

Flipper Door Cabinets - Textured Door

14"D Flipper Door Cabinet with Textured Door Front. Includes vertical platform attachment brackets.



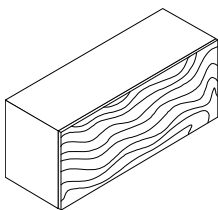
24"W	XFDT.2400.++.***	\$688
30"W	XFDT.3000.++.***	\$699
36"W	XFDT.3600.++.***	\$710
42"W	XFDT.4200.++.***	\$750
48"W	XFDT.4800.++.***	\$762
54"W	XFDT.5400.++.***	\$773
60"W	XFDT.6000.++.***	\$801

+ADD FINISH
***ADD TEXTURED FINISH

All Flipper door Cabinets are Off-Module attached to Vertical Platforms or wall rails.

Flipper Door Cabinets - Textured Door - No Attachment Brackets

14"D Flipper Door Cabinet with Textured Door Front. Attachment brackets not included. This cabinet is to be used when double stacking is required.



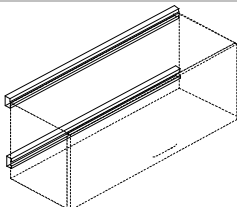
24"W	XFDT0.2400.++.***	\$624
30"W	XFDT0.3000.++.***	\$635
36"W	XFDT0.3600.++.***	\$646
42"W	XFDT0.4200.++.***	\$687
48"W	XFDT0.4800.++.***	\$697
54"W	XFDT0.5400.++.***	\$709
60"W	XFDT0.6000.++.***	\$738

+ADD FINISH
***ADD TEXTURED FINISH

NOTE: Attachment Rails must be ordered separately See Pg 7.1
All Flipper door Cabinets are Off-Module attached to Vertical Platforms or wall rails.

Wall Rail

Wall attachment rail.



24"W	XWRA.2400	\$39
30"W	XWRA.3000	\$40
36"W	XWRA.3600	\$43
42"W	XWRA.4200	\$46
48"W	XWRA.4800	\$47
54"W	XWRA.5400	\$48
60"W	XWRA.6000	\$49

Finish is Black
Wall Rail can be mounted on hard walls to suspend overhead storage. Fasteners for Hard wall are not supplied. Rail must be drilled in field for mounting.
Sold Each

Note: Two rails required to support overhead storage.

Standard Features

- ♦ All lights are UL listed/ CSA Certified.
- ♦ All lights are available in black only.

Description	Model No.	Price
-------------	-----------	-------

Under Cabinet Lights

Overhead Widths - Under Cabinet Light.



Fits 24" & 30" Shelf	XUL.2400	\$153
Fits 36" & 42" Shelf	XUL.3600	\$169
Fits 48" & 60" Shelf	XUL.4800	\$194

These task lights mount under overhead storage cabinets and shelves. Two attachment bars are included.

Includes light cord manager. Finish is Black.

Under Cabinet Lights-Chicago Code

Overhead Widths - Under Cabinet Light.



Fits 24" & 30" Shelf	XULC.2400	\$242
Fits 36" & 42" Shelf	XULC.3600	\$271
Fits 48" & 60" Shelf	XULC.4800	\$282

These task lights mount under overhead storage cabinets and shelves. Two attachment bars are included.

Includes light cord manager. Finish is Black.

Designed to meet Chicago Code Requirements.

Articulating Keyboard

Model No.

Price



xXtremely Simple (NO LEVER) Fully articulating height adjustable keyboard arm with preset angle, which mounts to underside of Horizontal Platform. Arm moves in and out on 22" slide. Knee-space friendly. Rotates 360 degrees under Horizontal Work Platform. Black only.

Articulating Keyboard Arm with Tray and Palm Rest.	
XKA	\$271

Articulating Keyboard W/Mouse Tray & Adjustable Keyboard Angle



Tilt Release (NO LEVER) Fully articulating keyboard arm that mounts to underside of Horizontal Platform. Arm moves in and out on 22" slide. Knee space friendly. **"The Switch"** xXtremely unique angle adjuster for Keyboard Tray. Tray tilts 0-15 degrees away from user. Non-handed Mouse Tray included. Black only.

Articulating Keyboard Arm with Tray, Palm Rest and mouse tray.	
XKAM	\$424

Note:

xXtreme's articulating keyboards are adjusted up or down by tilting the keyboard tray down unlocking the mechanism and allowing the keyboard tray to be set to the desired height. Once the desired height is determined, release the keyboard tray to lock it.

CPU Holder



Designed to suspend CPU from Horizontal Work Platform. Fits 10.5" to 18" Tall and 3.25" to 9" wide. Depth to 30" depending on Horizontal Work Platform. Black Only.

Attached CPU Holder	
XACH	\$278



xXtremely mobile and Designed to raise CPU from floor. It comes with an adjustable handle and accommodates CPU's up to 9" wide. Casters included. Black Only.

"The Dolly" mobile CPU Holder	
XMCH	\$278


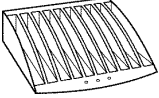
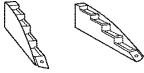
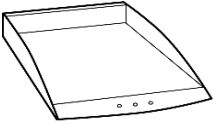
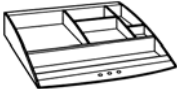
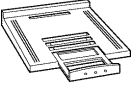

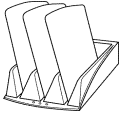


Pencil Drawer



Plastic Pencil Drawer w/attaching hardware		
XPD.BK	21 x 16	\$95

Note: You must order a Rail Face for each location you are using Paper Management, see page 2.9

Vertical Platform Plastic Attached Paper Management

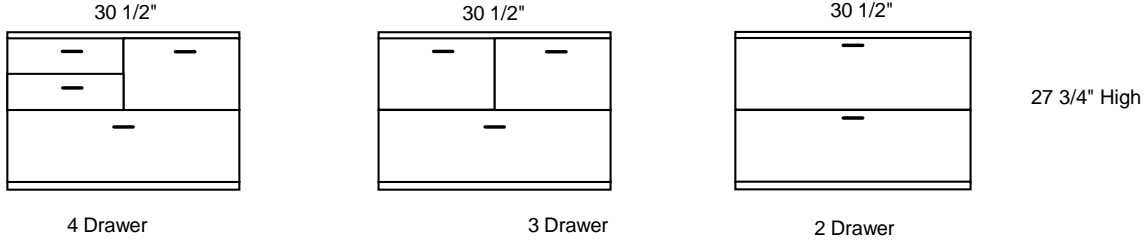
		Model No.	Size	Price
	Cup, Can & Bottle Holder			
	Black	XPM.CHO.BK	4" x 5" x 2"	\$24
	Clear	XPM.CHO.C	4" x 5" x 2"	\$24
	Silver (Grey)	XPM.CHO.S	4" x 5" x 2"	\$24
	CD Holder - Holds 10 CD plastic cases			
	Black	XPM.CDH.BK	5.5" x 7" x 2"	\$30
	Clear	XPM.CDH.C	5.5" x 7" x 2"	\$30
	Silver (Grey)	XPM.CDH.S	5.5" x 7" x 2"	\$30
	Hanging "Penaflex" File Holder			
	Black	XPM.FHO.BK	1" x 8.5" x 2"	\$23
	Clear	XPM.FHO.C	1" x 8.5" x 2"	\$23
	Silver (Grey)	XPM.FHO.S	1" x 8.5" x 2"	\$23
	Letter Size Paper Tray			
	Black	XPM.PTO.BK	9.5" x 14" x 2"	\$45
	Clear	XPM.PTO.C	9.5" x 14" x 2"	\$45
	Silver (Grey)	XPM.PTO.S	9.5" x 14" x 2"	\$45
	Legal Size Paper Tray			
	Black	XPM.LPT.BK	10.5" x 15" x 2"	\$45
	Clear	XPM.LPT.C	10.5" x 15" x 2"	\$45
	Silver (Grey)	XPM.LPT.S	10.5" x 15" x 2"	\$45
	Accessory Tray			
	Black	XPM.ATO.BK	9.5" x 10" x 2"	\$36
	Clear	XPM.ATO.C	9.5" x 10" x 2"	\$36
	Silver (Grey)	XPM.ATO.S	9.5" x 10" x 2"	\$36
	Phone Stand			
	Black	XPM.PSO.BK	8.5" x 9.5" x 2"	\$39
	Clear	XPM.PSO.C	8.5" x 9.5" x 2"	\$39
	Silver (Grey)	XPM.PSO.S	8.5" x 9.5" x 2"	\$39
	Pencil Holder			
	Black	XPM.PHO.BK	4" x 7" x 2"	\$23
	Clear	XPM.PHO.C	4" x 7" x 2"	\$23
	Silver (Grey)	XPM.PHO.S	4" x 7" x 2"	\$23
	3 Unit Folder Sorter Tray			
	Black	XPM.FTO.BK	7" x 12.5" x 2.5"	\$53
	Clear	XPM.FTO.C	7" x 12.5" x 2.5"	\$53
	Silver (Grey)	XPM.FTO.S	7" x 12.5" x 2.5"	\$53
	Binder Holder			
	Black	XPM.BHO.BK	5" x 10.5" x 9"	\$33
	Clear	XPM.BHO.C	5" x 10.5" x 9"	\$33
	Silver (Grey)	XPM.BHO.S	5" x 10.5" x 9"	\$33
	Shelf W/Brackets, Available in Black Only			
		XPM.S18.BK	7" X 18" X 2"	\$72
		XPM.S24.BK	7" X 24" X 2"	\$88
		XPM.S30.BK	7" X 30" X 2"	\$99
		XPM.S36.BK	7" X 36" X 2"	\$110

File Centers 18 3/8" Deep

See inside front cover for finish options.

Description	Model No.	Price
Designed to combine the storage area of two pedestals into one unit		
4 Drawer File Center	XFC4.30.++	\$1,141
3 Drawer File Center	XFC3.30.++	\$1,074
2 Drawer File Center	XFC2.30.++	\$928

+ADD FINISH



Note: To be used under horizontal platforms. Top is open

Pencil Tray

Utility Pencil tray for Box-Box File Pedestals		
Pencil Tray	XPPT.BK	\$27

Pedestals: Mobile

22" Deep	Box-Box-File	XPM22.6612.++	\$659
	File-File	XPM22.1212.++	\$604
			+ADD FINISH
28" Deep	Box-Box-File	XPM28.6612.++	\$736
	File-File	XPM28.1212.++	\$695
			+ADD FINISH

27 1/8" High
15 1/4" Wide

27 1/8" High
15 1/4" Wide

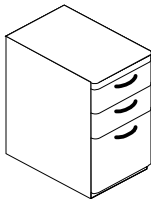
Pedestals: Cushion Mobile

18" Deep	Box-File	XPCM18.6612.++.***	\$882
			+ADD FINISH
22" Deep	Box-File	XPCM22.1212.++.***	\$903
			*** FABRIC SELECTION ON CUSHION MOBILE

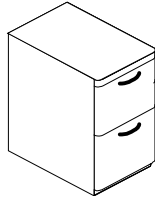
FABRIC SELECTION FOR GRADE 1 SEATING FABRIC OR COM ONLY.

New Hempstead Series Fabrics from CF Stinson are the Grade priced in, all other fabrics are COM.

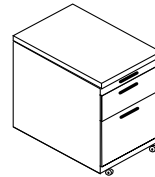
This mobile pedestal with counterweight features a cushion attached via dual-lock. The 1 1/2" thick upholstered foam cushion is secured to the with dual-lock for easy removal or reuphoistery.



Box-Box-File
Freestanding & Mobile




File-File
Freestanding & Mobile



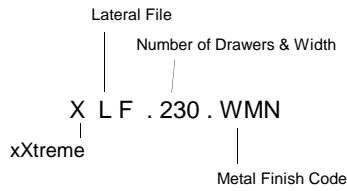
Box-File
Cushion Mobile Pedestal

Standard Features

- ♦ Full extension steel ball bearing drawer slides on all drawers.
- ♦ Retractable door on top unit of five drawer lateral.
- ♦ Painted finish.
- ♦ ADA loop handles are standard.
- ♦ Steel ball bearing drawer slides.
- ♦ Interlock system on all drawers.
- ♦ Removable lock cores allow laterals to be keyed alike.
- ♦ **Counterweights are optional and must be ordered separately.**



Model No.
Breakdown



Lateral Files

	Description	Model No.		Price
2 Drawer	30" Wide	XLF.230.++	27 3/4" H	\$848
	36" Wide	XLF.236.++	27 3/4" H	\$913
	42" Wide	XLF.242.++	27 3/4" H	\$995
3 Drawer	30" Wide	XLF.330.++	40" H	\$1,124
	36" Wide	XLF.336.++	40" H	\$1,255
	42" Wide	XLF.342.++	40" H	\$1,385
4 Drawer	30" Wide	XLF.430.++	52" H	\$1,402
	36" Wide	XLF.436.++	52" H	\$1,555
	42" Wide	XLF.442.++	52" H	\$1,700
5 Drawer	30" Wide	XLF.530.++	64 1/4" H	\$1,849
	36" Wide	XLF.536.++	64 1/4" H	\$2,050
	42" Wide	XLF.542.++	64 1/4" H	\$2,276

+ADD FINISH

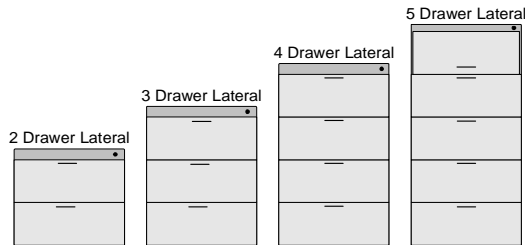
Lateral File Counterweights

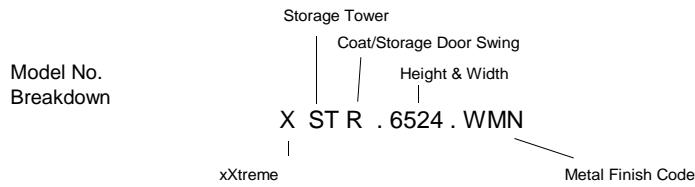
Two Drawer	XLCW.200	\$233
Three Drawer	XLCW.300	\$169
Four Drawer	XLCW.400	\$120

Keyed Alike

This kit includes lock core, 2 keys and 1 lock Core		
Key Alike Lock Core Kit	XLC.KOO	\$20
*Control Removal Key	XLC.COO	\$24
* Master Key	XMK	\$24

*Verification and Registration is required to order Master Key and Control Key





Wardrobe/Storage Towers

See inside front cover for finish options.

Description	Size	Model No.	Price
-------------	------	-----------	-------

5 Drawer Wardrobe/Storage Tower

Designed to accommodate coat, 3 file storage and includes a storage area with (1) adjustable shelf.

Large Door Left Side	23.5"W x 23"D x 64"H	XST5L.6524.++	\$2,938
Large Door Right Side	23.5"Wx23.5"Dx64"H	XST5R.6524.++	\$2,938

+ADD FINISH

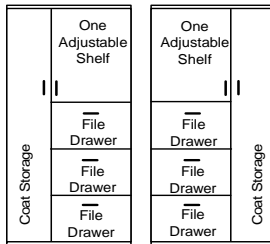
4 Drawer Wardrobe/Storage Tower

Designed to accommodate coat, 2 file storage and includes a storage area with (2) adjustable shelves.

Large Door Left Side	23.5"W x 23"D x 64"H	XSTL.6524.++	\$2,938
Large Door Right Side	23.5"Wx23.5"Dx64"H	XSTR.6524.++	\$2,938

+ADD FINISH

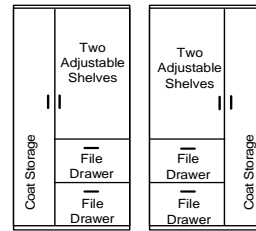
5 Drawer Wardrobe/Storage Towers



LH Door

RH Door

4 Drawer Wardrobe/Storage Towers



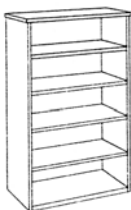
LH Door

RH Door

Please contact customer service for more information.

Bookcase Towers

All Bookcase units are 36" wide, 13 3/8" Deep, double walled metal case with shelves adjustable on 1" increments, top is removal to allow connection to a horizontal platform top.



Description	Model No.	Price
28" High	XBT.2836.++ 1 adjustable shelf	\$819
41" High	XBT.4136.++ 2 adjustable shelves	\$859
53 3/8" High	XBT.5436.++ 3 adjustable shelves	\$949
66 3/8" High	XBT.6736.++ 4 adjustable shelves	\$1,056

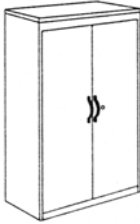
Additional 36" Shelves for above

36"	XBTS.36.++	\$64
-----	------------	-------------

Please contact customer service for more information.

Storage Towers

All Storage units are 36" wide, 17 3/8" Deep.



Description	Model No.		Price
27 3/4" High	XST2.2836.++	1 adjustable shelf	\$1,327
40" High	XST3.4036.++	2 adjustable shelves	\$1,486
52" High	XST4.5236.++	3 adjustable shelves	\$1,693
64 1/4"	XST5.6536.++	4 adjustable shelves	\$1,898
64 1/4"	XSC5.6536.++	1 coat rod	\$1,666
Additional 36" Shelves for above			
36"	XSTS.36.++		\$85

Please contact customer service for more information.

UNISOURCE OFFICE FURNITURE PARTS, INC.
7377 EXPRESSWAY DR., UNIT D
GRAND RAPIDS, MICHIGAN 49548
TOLL FREE: 800-598-7278
PHONE: 616-455-9400
FAX: 616-455-9494
WWW.UNISOURCEPARTS.COM



UNISOURCEPARTS.COM


UNI|SOURCE
SYSTEMS AND PARTS


xxtreme™


MIRAGE


MIRAGE^{VS}


PARTS